

**CITY OF BIRMINGHAM, ALABAMA**

**DEPARTMENT OF COMMUNITY  
DEVELOPMENT**

**CONSOLIDATED ANNUAL PERFORMANCE  
AND EVALUATION REPORT (CAPER)**

**REPORT PERIOD:  
PROGRAM YEAR 2010  
(July 1, 2010 – June 30, 2011)**

**REPORT DATE:  
SEPTEMBER 20, 2011**

**PY 2010 CAPER TABLE OF CONTENTS**

	<u>Page</u>
<b>EXECUTIVE SUMMARY . . . . .</b>	<b>4</b>
Section A-What is a CAPER? . . . . .	4
Section B-Federal Resources Available . . . . .	5
Section C-PY 2010 Priorities/Objectives . . . . .	5
Section D-HUD Formula Allocation Program Overview . . . . .	7
• CDBG Program . . . . .	8
• HOME Program . . . . .	11
• ESG Program . . . . .	14
• HOPWA Program. . . . .	16
• Other Leveraged Funds . . . . .	18
 <b>PART I- GENERAL QUESTIONS . . . . .</b>	 <b>20</b>
Assessment of Goals and Objectives . . . . .	20
Priority to Provide Decent and Affordable Housing to Low-and Very-Low Income Households . . . . .	21
Priority to Provide Housing and Services for Populations with Special Needs . . . . .	22
Priority to Provide Housing and Supportive Services For Homeless Populations . . . . .	23
Priority to Promote City Wide Economic Development . . . . .	24
Description of the Manner of Program Changes as a Result of experiences . . . . .	26
Affirmatively Furthering Fair Housing . . . . .	26
Underserved Needs . . . . .	29
Leveraging Resources . . . . .	29
Managing the Process . . . . .	30
Citizen Participation . . . . .	32
Institutional Structure . . . . .	36
Monitoring . . . . .	37
Self Evaluation . . . . .	42
Section 3 Compliance Summary . . . . .	44
Section 3 Summary Form HUD-60002 . . . . .	49
Lead Based Paint . . . . .	52
 <b>PART II-HOUSING . . . . .</b>	 <b>.54</b>
Actions Taken To Maintain Affordable Housing . . . . .	54
Specific Housing Objectives . . . . .	56
Public Housing Strategy . . . . .	59
Barriers to Affordable Housing . . . . .	61

APR-HOME Program HUD Form-40107 . . . . .	65
<b>PART III-HOMELESS . . . . .</b>	<b>66</b>
Actions Taken to Address Homeless Needs . . . . .	66
Specific Homeless Prevention Elements . . . . .	70
Emergency Shelter Grant Program (ESG) . . . . .	70
<b>PART IV-COMMUNITY DEVELOPMENT . . . . .</b>	<b>77</b>
Assessment of Relationship of CDBG Funds to Goals And Objectives . . . . .	77
Anti-Poverty Strategy . . . . .	83
Non-Homeless Special Needs . . . . .	84
HOPWA Objectives . . . . .	84
<b>PART V-OTHER NARRATIVE . . . . .</b>	<b>85</b>
Local Performance Measurement System . . . . .	85
Public Participation Requirements . . . . .	97
<b>ADDENDUM . . . . .</b>	<b>100</b>
Addendum A- PY 2010 CDBG Summary of Accomplishments . . . . .	100
Addendum B- Priority Needs Summary Tables . . . . .	101
Addendum C- Maps/Related Data . . . . .	104
Addendum D- CDBG Financial Summary & Attachment . . . . .	112
Addendum E- HOPWA Capex Report . . . . .	113
Addendum F- CAPER Narrative Reference Guide . . . . .	114
Addendum G- 10-Yr Plan to End Homelessness Report. . . . .	117

# **CAPER EXECUTIVE SUMMARY & SUMMARY OF PROGRAM ACCOMPLISHMENTS PROGRAM YEAR 2010 (7/1/10-6/30/11)**

## **EXECUTIVE SUMMARY SECTION A: WHAT IS A CAPER?**

The Consolidated Annual Performance and Evaluation Report (CAPER) is a locally created document that provides the jurisdiction an opportunity to evaluate its progress overall in carrying out priorities and specific objectives identified in its strategic plan and action plan, and to describe actions or changes contemplated as a result of its annual performance. The report is submitted annually for the period July 1 through June 30 which is referred to as a Program Year.

The City of Birmingham, Alabama (the City) is presently following a HUD approved five year consolidated plan that consolidates the planning and submission process for the following HUD-CPD formula programs: Community Development Block Grant Program (CDBG), HOME Investment Partnership Program (HOME), Housing Opportunities For Persons With AIDS Program (HOPWA) and the Emergency Shelter Grant Program (ESG). The consolidated plan contains a single five year strategic plan that brings needs and resources together in a coordinated housing and community development strategy.

The CAPER must include both a summary of programmatic accomplishments and an assessment of progress toward the priorities identified in the City's Consolidated Plan during the action plan program year identified above. To do so, the report is essentially composed of an executive summary, a series of general questions relating to overall program performance; narrative statements which provide the status of actions taken during the year to implement the City's overall strategy; and a self evaluation which evaluates progress made during the past year in addressing identified priority needs and objectives.

The report also consists of a series of reports that are produced through HUD's Integrated Disbursement and Information System (IDIS). These reports are as follows:

Summary of Accomplishments Report (CO4PR23): Presents data on the Community Development Block Grant (CDBG) and Home Investment Partnership (HOME) program activity counts and disbursements by priority need categories. It also contains data on CDBG accomplishments by various units of measure and housing units by racial/ethnic categories and HOME housing units by various income groups.

Summary of Consolidated Plan Projects (C04PR06): Tracks progress in implementing projects identified in the City's Action Plan. This report lists all projects for a plan year in sequence by project number. Disbursements are summarized by program for each project's activities. Accomplishments reported for the program year are summarized for each program area.

Summary of Activities (CO4PR03): Lists each CDBG activity which was open during the program year. For each activity the report shows the status, accomplishments, and program year narrative and program year expenditures. For each activity the report also shows the activity code, regulation cite and characteristics of the beneficiaries.

CDBG Financial Summary Report (CO4PR26): This report has been prepared using HUD Form 4949-3 and by following the procedures described in Appendix 3 of the HUD Grantee Performance Report Handbook (Handbook 6510.2 Rev-2). This report shows the obligations, expenditures which the City has made during the program year. The expenditures are summarized to determine the relevant indicators for low-and moderate-income, planning/administration, public service activities and economic development. This report contains program year information on statutory requirements regarding overall percentage for low-and moderate income benefit.

**EXECUTIVE SUMMARY SECTION B: FEDERAL RESOURCES MADE AVAILABLE TO THE CITY OF BIRMINGHAM:**

In PY 2010, the City of Birmingham, Alabama received the following funding from the U.S. Department of Housing and Urban Development (HUD). The funding sources include both grant funding and program income received under the Community Development Block Grant (CDBG) Program, HOME Program, Emergency Shelter Grant (ESG) Program, and Housing Opportunities for Persons with AIDS (HOPWA) Program. The table below summarizes the amount of funding received from each funding source.

**Funding Summary**

<b>Funding Source</b>	<b>Amount</b>
CDBG	\$ 7,223,115.00
HOME	\$ 2,259,018.00
ESG	\$ 291,788.00
HOPWA	\$ 593,523.00
<b>Sub-Total</b>	<b>\$10,367,444.00</b>
CDBG Program Income	\$ 1,037,840.00
HOME Program Income	\$ 299,110.29
<b>PI Sub-Total</b>	<b>\$ 1,336,950.00</b>
<b>TOTAL</b>	<b>\$11,704,394.00</b>

**EXECUTIVE SUMMARY SECTION C: PY 2010 ACTION PLAN PRIORITIES AND OBJECTIVES:**

The City’s PY 2010-2015 Consolidated Plan contains a five-year Strategic Plan which sets forth the following areas of priority need.

1. Provide decent and affordable housing for low and very low-income households.

2. Provide down-payment assistance to first-time homebuyers meeting program income guidelines and requirements.
3. Provide housing and services for populations with special needs
4. Provide housing and supportive services for homeless populations.
5. Promote city wide economic development.
6. Provide public facility/infrastructure activities.

Within these broad areas of priority need, during this reporting period the City made considerable progress on the dual programmatic goals of: 1) revitalizing low-moderate income neighborhoods through the provision of housing, economic opportunity, key services and infrastructure improvements while 2) providing a significant level of services to meet the basic needs of our citizens with the greatest needs, including the homeless, those with HIV/AIDS or with physical/mental disabilities and the very poor elderly.

Accordingly, in order to continue to seek these two broad goals, and implement a program within the areas of priority need identified within the City's five-year strategic plan, during PY 2010 the City gave priority consideration to projects/activities in the following areas:

#### Activities in Support of Revitalization of Neighborhoods and Communities

- 1) Construction or rehabilitation of housing for low-moderate income persons. These activities should be targeted and clustered in limited geographic areas. Rental housing that contributes to revitalization will be considered, but priority will be given to activities that support homeownership.
- 2) Provision of services in support of affordable housing, particularly to the provision of homeownership counseling, credit counseling and other services as needed.
- 3) Economic development activities in targeted geographic areas that create job opportunities for low-moderate income persons and/or provide needed services to adjacent low-moderate income neighborhoods.
- 4) Improvements to public facilities and/or public infrastructure in support of targeted housing or economic development activities.
- 5) Provision of public services that support housing and economic revitalization activities in specific targeted geographic areas.

#### Activities Meeting Basic Needs of Citizens with Greatest Needs

- 1) Housing rehabilitation and development for low-moderate income renters and homeowners with a particular emphasis on the very low income, the elderly, and persons with disabilities.

- 2) Public services in support of low income housing, including housing counseling, assistance to persons with disabilities, assistance to persons with HIV/AIDS, lead-based paint hazard assistance and similar services.
- 3) Provision of emergency shelter, transitional shelter and permanent housing, along with appropriate supportive services at these various levels for the homeless.
- 4) Provision of infrastructure, improvements, assistance to and/or services to provide economic opportunity for low-moderate income residents, including direct assistance and support to organizations that create opportunities and/or jobs for low-moderate income persons, or to organizations that provide essential services to persons in support of economic development, such as child care for working parents, transportation, etc.

**PROGRAM BENEFIT:**

These priorities and objectives provided the framework for the development of the programs and activities undertaken during the reporting period that are summarized in the following pages. Funding was specifically targeted to individuals and families who meet low to moderate income guidelines and who reside within the City of Birmingham. Low and moderate income is defined as < 50% and < 80% of area median income, respectively. In PY 2010, 83.19% of all listed funding was used to fund services which provided a low and moderate-income benefit.

**EXECUTIVE SUMMARY SECTION D: HUD FORMULA ALLOCATION PROGRAM OVERVIEW:**

Each year, the City of Birmingham receives federal assistance, in the form of grant funding, from the U.S. Department of Housing and Urban Development (HUD) under five primary formula allocation programs. These programs are the Community Development Block Grant Program (CDBG), the HOME Investment Partnership Program (HOME), the Emergency Shelter Grant Program (ESG) and the Housing Opportunities For Persons With AIDS Program (HOPWA) These entitlement program funds are received by the City based upon formula allocation and conditioned upon the submission and approval of a Five Year Consolidated Plan and an annual submission and approval of a HUD Action Plan. Upon receipt, the funds are administered by the City's Department of Community Development and are utilized for a variety of purposes that meet the intent of the funding for each specific program. Services include, but are not limited to, public services, housing rehabilitation, new affordable housing construction, services to special needs populations, economic development activities, and program administration. The following is a summary of these programs.

## **EXECUTIVE SUMMARY**

### **COMMUNITY DEVELOPMENT BLOCK GRANT (CDBG)**

The Community Development Block Grant (CDBG) is an annual source of funding that supports a wide range of activities that preserve and develop urban communities. The program's principal beneficiaries are low and moderate-income households. The goals of the program are to provide decent, safe and sanitary housing, to provide a suitable living environment, and to expand economic opportunities.

CDBG funded activities must be eligible within the program statutes and meet one of the program's three National Objectives. The National Objectives are:

- 1.) To provide a benefit to low and moderate income persons;
- 2.) To prevent or eliminate slum or blight; and
- 3.) To meet an urgent community need that threatens the health or welfare of residents.

The statute further states that each grant recipient must ensure that at least 70 percent of its expenditures benefit low- and moderate-income persons. For PY 2010, the City of Birmingham's program exceeded this threshold with 83.19% of CDBG funding benefiting low- and moderate-income persons.

Listed in the accompanying sections is a summary of programs funded and their accomplishments. The programs are grouped within three categories – Affordable Housing Programs, Community and Economic Development, and Public Service Activities.

#### **CDBG Affordable Housing Activity Summary**

The City of Birmingham uses its CDBG Housing dollars primarily to assist low and very low income homeowners to rehabilitate their houses. The principal program undertaken for this purpose was the provision of critical housing rehabilitation assistance through the City's Critical Repair Grant Program. This program provides grants of up to \$5,000 to assist very low income homeowners (those at or below 30% of median family income) to enable repairs to critical building systems, including roofs, HVAC, foundation and environmental issues such as sewer/water.

In addition, the City has revived its Deferred Payment Loan and Housing Rehabilitation Loan programs. These programs provide loans for more comprehensive repairs to houses for households up to 50% of median income. Both programs are complemented by the Lead Based Paint Demonstration Grant Program, which provides grant funds for lead hazard reduction in conjunction with these more comprehensive rehab programs. The Deferred Payment Loan Program provides up to \$15,000 in the form of a non-amortizing loan to qualified elderly and handicapped homeowners, while the Rehabilitation Loan Program provides repayable low interest loans of up to \$40,000 to households making up

to 80% of median family income. Additional rehabilitation was carried out through sub-recipients including the Independent Living Center, World Changers Volunteer rehabilitation program, and others.

Specific program accomplishments are detailed in Part I of this report.

### **CDBG Community and Economic Development Activity Summary**

CDBG regulations permit the expenditure of CDBG funds for economic development activities. Economic development activities support our over-all CDBG strategy by creating jobs, especially for persons of low-moderate income and by creating businesses and renovating buildings in declining neighborhood business districts. The following is a summary of ongoing activities the City has undertaken. Details are provided in Part I of this report.

#### **The BEACON Program (Business, Enterprise and Commercial Opportunities for Neighborhoods).**

Through Main Street Birmingham, Inc., the BEACON program provides staff support to merchant groups in 9 different neighborhood business districts across the City. In addition to creation of jobs, BEACON complements neighborhood revitalization providing a means to revitalize the historic commercial hearts of once thriving communities like West End, Ensley, North Birmingham, Titusville, Woodlawn, East Lake, etc. If we are truly to address the primary objective of the CDBG Program to “create viable urban communities”, we must complement the things we do in residential areas with neighborhood commercial revitalization – and BEACON forms the backbone of those efforts.

#### **Urban Impact, Inc:**

Urban Impact, a non-profit organization, is continuing its efforts to provide ongoing commercial development efforts initiated in the Historic Fourth Avenue Business District through technical assistance to established business and those wishing to locate within the area. Urban Impact also promotes and assists in increasing tourism through the coordination of public information and other activities in conjunction with the Civil rights Institute, Kelly Ingram Park, Alabama Jazz Hall of Fame and other area attractions.

#### **CDBG Float Loan Program:**

The City may use undisbursed funds in its line of credit and its CDBG program account that are budgeted in action plans for one or more other activities that do not need the funds immediately. Such funds are referred to as the “float” for purposes of this section and the action plan.

The City utilizes its “float” to provide support for Economic Development and Historic Preservation activities to promote and strengthen the economic base and the business climate through the creation and retention of jobs for low and moderate income persons.

The City does not decide on the specific location of the float funded activities to be undertaken at the beginning of each program year. For this reason and in accordance with 570.301(a) the City provides a description of its float loan program in its HUD Action Plan and identifies who may apply for the assistance, the process by which the grantee expects to select who will receive the assistance (including selection criteria), and how much and under what terms the assistance will be provided.

The Float Loans undertaken during the reporting period are summarized in Part I of this report.

### **CDBG Public Service Activity Summary**

The City's CDBG program allocates the full amount of our permitted cap of 15% of budgeted funds for public service activities. Public service activities are those concerned with employment, crime prevention, child care, health drug abuse treatment, education, fair housing counseling, energy conservation, and others. The CDBG regulations limit the funding of public service activities to no more than 15% of the CDBG Grant Amount plus 15% of program income received during the prior program year.

The City committed 12.16% of its CDBG funding to public service activities during this program year for the following types of activities: Citizen Participation and the support of programs administered by a variety of non-profit organizations. These activities included support of programs for the homeless, employment and housing assistance, children/youth development programs, senior citizen programs, and programs for those with special needs. Specific program accomplishments are detailed in Part I of this report.

### **CDBG FINANCIAL SUMMARY INFORMATION AND SUMMARY OF ACCOMPLISHMENTS**

The City's overall CDBG expenditures by category and a summary of program accomplishments by project and activity are detailed in Addendum D-CDBG Financial Summary and Attachment and in Addendum A - PY 2010 CDBG Summary of Accomplishments of this report. This information is tracked quarterly and is generated through the HUD Integrated Disbursement and Information System (IDIS).

## EXECUTIVE SUMMARY

### HOME INVESTMENT PARTNERSHIP PROGRAM (HOME)

The purpose of the Home Investment Partnership Program (HOME) is to develop affordable housing. In PY 2010, the City had available for this purpose the current year's HOME grant award, in addition to program income. Listed below is a summary of the funds available.

#### HOME Funding Summary

PY 2010 HOME Award	\$2,259,018.00
PY 2010 Program Income	\$ 299,110.29
<b>Total</b>	<b>\$2,558,128.29</b>

In PY 2010, the City utilized these funds to support three contracts which were initiated during this period for the purpose of building and rehabilitating affordable housing. These funds also supported 7 ongoing contracts which had been executed in prior years and were still in the process of completion.

The table below summarizes the contracts which were active during PY 2010 and the amount of HOME funds invested in each project.

#### **HOME Contracts**

Development Type	Agreement Amount	# Units Financed
<b>Multi-Family:</b>		
Aletheia House	\$ 2,393,076.00	20
<i>(Development of 20 units in the Acipco-Finley Neighborhood) amended to increase funds by \$1,393,076</i>		
<b>CHDO:</b>		
YW Homes	\$ 3,054,900.50	31
<i>(5900 &amp; 5915 1<sup>st</sup> Avenue South in the Woodlawn Neighborhood) amended to increase funds by \$1,600,000</i>		
YW Homes	\$ 1,073,532.00	15
<i>(Up to 15 units 5917 Georgia Road Woodlawn Neighborhood) amended to increase funds by \$235,975</i>		
<b>HOME Contracts Continued</b>		
Development Type	Agreement Amount	# Units Financed
<b>Single Family:</b>		
Rustmark, LLC	<b>\$ 500,000.00</b>	<b>5</b>
<i>(Development of Single Family Housing in the Belview Heights Neighborhood)</i>		
BEAT	<b>\$ 490,000.00</b>	<b>6</b>
<i>(Development of a 2 Duplex and 2 Single Family Units in the Ensley Neighborhood)</i>		

BEAT	\$ 420,000.00	6
<i>(Development of a Duplex and 4 Single Family Units in the Ensley Neighborhood)</i>		
L & J Building	\$ 250,000.00	1
<i>(Development of Single Family Housing in the Collegeville Neighborhood) only built one house \$121,920.31</i>		
<b>Habitat for Humanity</b>	<b>\$ 1,200,000.00</b>	<b>25</b>
<i>(Development of Single Family Houses Throughout the City of Birmingham)</i>		
Habitat for Humanity	\$ 3,320,851.00	36
<i>(Development of Single Family Houses in the Wylam Neighborhood) amended to reduced funds by \$500,000</i>		
Habitat for Humanity	\$ 1,444,490.24	29
<i>(Development of Single Family Houses Throughout the City of Birmingham) amended to increase funds by \$500,000</i>		
Items in <b>bold</b> represent HOME projects initiated in PY 2010. File name: PY 10 HOME Contracts		

### **HOME Investment Partnership Program Accomplishments**

While CDBG housing dollars primarily target housing rehabilitation, the primary use of HOME dollars in Birmingham is to stimulate new construction and/or substantial renovation projects which result in neighborhood revitalization of neighborhoods/communities.

During this program year, we participated in the construction of apartments which will provide supportive housing for Aletheia House and YW Homes. We have provided financing to numerous housing projects throughout the City (Rustmark LLC, Habitat for Humanity and BEAT)

The City launched new housing construction in Belview Heights, Apple Valley, Wylam, Acipco-Finley, and Ensley neighborhoods.

The City has continued to work with its CHDO partner YW Homes to develop new multi family housing and rehab rental housing. HUD also certified Aletheia House as the City's newest CHDO during the PY 2010.

**PY 2010 HOME PROGRAM  
LIST OF ACTIVITIES BY PROGRAM YEAR AND PROJECT REPORT**

## **EXECUTIVE SUMMARY**

### **EMERGENCY SHELTER GRANT (ESG)**

ESG funding is allocated to three activities all designed to assist the homeless and the shelters that provide services to the homeless. They include: 1) Provision of Essential Services, 2) Provision of Maintenance/Operations Expenses for homeless shelters and 3) Programs designed to prevent homeless. Additionally, a 100% match from non-federal sources was provided by participating non-profit organizations to assist with the funding of these activities.

#### **Essential Services:**

Essential Services are services concerned with employment, health, drug abuse, and education. Essential services are those which assist persons in transitioning out of homeless situations. The City of Birmingham awarded funds to two agencies which provided essential services to primarily chronically homeless persons.

#### **Operations/Maintenance Expense:**

Operations and Maintenance Expenses are those costs associated with the operation and administration of agencies that serve homeless individuals. These agencies provide facilities for people in need of temporary or transitional shelter.

#### **Homeless Prevention:**

Homeless Prevention programs are designed to prevent the incidence of homelessness. They are set up to assist families that have received eviction notices or notices of termination of utility services.

The following List of Activities by Program Year and Project Report (IDIS-C04PR02) itemizes all ESG Program Projects and Activities undertaken during the program year. As indicated, a total of \$291,788.00 in ESG funds were obligated during the program year of which \$263,209.37 were expended for ESG activities.

**PY 2010 ESG PROGRAM  
LIST OF ACTIVITIES BY PROGRAM YEAR AND PROJECT REPORT**

# **EXECUTIVE SUMMARY**

## **HOUSING OPPORTUNITIES FOR PERSONS WITH AIDS (HOPWA)**

The HOPWA program provides funding for supportive services, tenant-based rental assistance, operating costs, rehabilitation/conversion, and resource identification services which benefit individuals who have been diagnosed with HIV/AIDS. The HOPWA program is administered through AIDS Alabama, Inc. in accordance with the City's HUD Approved Action Plan. The following categories of activities were undertaken during the program year.

### **Tenant Based Rental Assistance:**

Financial support is imperative for persons living with AIDS. The majority of the people are low income and their needs are extensive. HOPWA funds are used to maintain City-wide emergency rental assistance.

### **Supportive Services:**

Some of the most critical concerns of people affected by AIDS are access to transportation services and the ability to receive adequate assistance from case managers. AIDS Alabama utilized its HOPWA funds to employ staff that would assist with these needs.

### **Operating Costs:**

Operating funds allocated under HOPWA were used to support the operation and maintenance of approximately 86 housing units. The operating funds were also used to house consumers and family members in transitional and permanent housing throughout the City of Birmingham. In addition, staff was hired to ensure that the residents are provided safe, affordable and decent housing.

### **Rehabilitation/Conversion:**

It is important to understand the need for people with AIDS to continue to participate in activities. Arts and crafts classes, substance abuse and mental health groups are important while dealing with this disease. AIDS Alabama is in the process of converting a donated church into a center to be used by campus residents and staff for community activities. Phase II of this project has been completed.

### **Resource Identification:**

There is limited amount of low-income housing for special needs residents in the City of Birmingham. It is especially alarming for people living with AIDS. AIDS Alabama owns an undeveloped block of property in Birmingham and has used resources for the necessary studies and prerequisites for developing the property. AIDS Alabama also used funds for local and national conferences related to planning HIV-specific housing.

Specific program accomplishments are detailed in Addendum E of this report.

**PY 2010 HOPWA PROGRAM  
LIST OF ACTIVITIES BY PROGRAM YEAR AND PROJECT REPORT**

## **EXECUTIVE SUMMARY OTHER LEVERAGED FUNDS**

In addition to the federal funds summarized, the City also utilized other resources to leverage its available funding to accomplish a number of Goals and Objectives. The other leveraged funds utilized to assist in this effort and the programs that were assisted are summarized as follows:

### **Birmingham Center for Affordable Housing**

The Birmingham Center for Affordable Housing's primary mission is to encourage homeownership in the City of Birmingham. By consolidating marketing, information, referral and intake services, this agency serves as a one-stop clearinghouse for information on buyers, sellers, products, financing, and City programs. This activity is funded through the City's UDAG Repayment Fund in an effort to continue the City's commitment to establish and maintain a one stop center to assist all individuals who are interested in buying a home.

### **Birmingham's Plan to Prevent and End Chronic Homelessness 2008-2017 & Project Homeless Connect:**

The City has completed its 10-Year Plan to End Chronic Homelessness and has begun its implementation efforts through Project Homeless Connect. On any given night, there are over 2,500 homeless individuals in Central Alabama. Project Homeless Connect is the first step in a coordinated campaign to reduce homelessness. The 3rd Annual Project Homeless Connect Event was held on Saturday, April 10, 2010 from 7:30 a.m. until 3:00 p.m. at the City's Boutwell Auditorium. Nearly 1,000 individuals received assistance during this event. Over 60 government, business, health and human services and faith-based organizations provided a range of services to Birmingham's homeless population including Medical Care, Legal Assistance, Dental Care, Mental Health Counseling, Benefit and Housing Counseling, Childcare Assistance, Haircuts, and a warm lunch. For more information about Project Homeless Connect visit [www.uwca.org](http://www.uwca.org).

### **Resources made available through the Housing Authority of the Birmingham District (HABD):**

The HABD made the investment of the following Federal, State, Local, and Private funds as indicated on the following page within the City of Birmingham to provide and promote the availability of affordable housing. These funds are received and administered by the HABD in accordance with its stated Comprehensive Grant Plan/Annual Statement which is consistent with the goals and objectives contained in the City's HUD approved 2010-2015 Consolidated Plan. Additional information regarding the HABD and its programs may be obtained through the administrative offices of the HABD; 1826 3<sup>rd</sup> Avenue, South; Birmingham, Alabama 35255-5906; phone 205-324-0641.

**HABD RESOURCES:**

## **CAPER PART I: GENERAL QUESTIONS:**

### **1. Assessment of the one-year goals and objectives:**

#### **1(a). Describe the accomplishments in attaining the goals and objectives for the reporting period.**

As noted in Section C of the Executive Summary, the City's PY 2010-2015 Consolidated Plan contains a five-year Strategic Plan which sets forth the following areas of priority need. In summary they are: 1) Provide decent and affordable housing for low and very low-income households; 2) Provide housing and services for populations with special needs; 3) Provide housing and supportive services for homeless populations; 4) Promote city wide economic development; and 5) Provide public facility/infrastructure activities.

Within these broad areas of priority need, during this reporting period the City made considerable progress on the dual programmatic goals of: 1) revitalizing low-moderate income neighborhoods through the provision of housing, economic opportunity, key services and infrastructure improvements while 2) providing a significant level of services to meet the basic needs of our citizens with the greatest needs, including the homeless, those with HIV/AIDS or with physical/mental disabilities and the very poor elderly.

As noted on lines 21 and 22 of the attached CDBG Financial Summary Report, \$3,816,637.28 in CDBG funding was expended for activities and priorities benefiting low and moderate income persons representing 83.19% to assist persons in all categories of identified priority need.

#### **1(b). Provide a breakdown of the HUD-CPD formula grant funds spent on grant activities for each goal and objective.**

The following priorities were identified in the City's PY 2010-2015 Strategic Five Year Plan and were addressed through the expenditure of the following funds for each priority need identified. Additionally, Appendix G contains a Summary of Accomplishment Report by Activity (IDIS CO4PR23) detailing disbursements by activity group, beneficiaries by income category, and other participant demographic data.

**PRIORITIES UNDERTAKEN DURING THE REPORT PERIOD:**

**1) PRIORITY: Provide Decent and Affordable Housing for Low and Very Low-Income Households**

**Affordable Housing Activities**

<b>Program</b>	<b>Funds Allocated</b>	<b>Funds Expended</b>	<b>Accomplishments</b>
<b>Housing Rehabilitation Programs</b>			
Deferred Payment Loan Program	\$ 100,000.00	\$ 92,656.00	15 Units Assisted
Lead Based Paint Hazard Compliance*	\$ 100,000.00	\$ 13,195.00	All units assisted
Critical Repair Grant Program *	\$ 2,650,529.00	\$ 978,468.48	123 Units Assisted
Housing Site Acquisition/Demolition*	\$ 41,000.00	\$ 0.00	0 parcels acquired
Rehabilitation Loan Program	\$ 50,000.00	\$ 0.00	0 Units Assisted
<b>Non-Profit Neighborhood Housing Activities</b>			
Independent Living Center*	\$ 220,000.00	\$ 193,807.35	52 Units Assisted
Rising West Princeton*	\$ 25,000.00	\$ 21,317.47	2 Units Assisted
Greater B-ham Habitat for Humanity	\$ 82,100.00	\$ 3,535.84	5 Units Assisted
Worldchangers/B-ham Baptist Assoc. Found.	\$ 640,000.00	\$ 809,526.50	135 Units Assisted
<b>TOTAL HOUSING PROGRAMS</b>	<b>\$ 3,908,629.00</b>	<b>\$ 2,112,506.64</b>	
* Funds expended beyond the budget amount reflect the expenditure of current & prior year's allocations.			

**2) PRIORITY: Provide Housing and Services For Populations With Special Needs**

**CDBG Housing for Special Needs Populations**

CDBG Critical Repair Grant Program	\$ 2,650,529.00	\$ 978,469.48	123 Units Assisted
------------------------------------	-----------------	---------------	--------------------

Independent Living Center*	\$ 220,000.00	\$ 193,807.35	52 Units Assisted
----------------------------	---------------	---------------	-------------------

**CDBG Public Service Special Needs Activities**

<b>Program</b>	<b>Funds Allocated</b>	<b>Funds Expended</b>	<b>Accomplishments</b>
<b>Public Service Activities</b>			
<b>Children/Youth Dev./Sr. Citizens</b>			
Future's, Inc.	\$ 21,638.00	\$ 0.00	0 People
Cahaba Girls Scout Council, Inc.	\$ 11,382.00	\$ 7,398.00	659 People
Ministerial Brotherhood Ministries, Inc.	\$ 19,320.00	\$ 17,146.87	37 People
Positive Maturity, Inc. - East Lake	\$ 25,000.00	\$ 9,631.54	5,030 People
Rose Garden Adult Day Services, Inc.	\$ 19,320.00	\$ 19,320.00	3 People
<b>Other Public Services</b>			
Birmingham Urban League, Inc.	\$ 45,018.00	\$ 41,266.50	136 People
Childcare Resources, Inc.	\$ 65,688.00	\$ 55,406.92	106 People
Consumer Credit Counseling	\$ 9,274.00	\$ 9,274.00	92 People
Fair Housing Center of Northern Alabama	\$ 23,184.00	\$ 19,970.16	Implemented FH Media Campaign, Investigate FH Complaints, Provide FH Training
Imani New Life Recovery Program	\$ 40,000.00	\$ 31,740.76	88 People
Jefferson State Community College	\$ 27,048.00	\$ 12,372.20	66 People
Lawson State Community College	\$ 18,000.00	\$ 15,095.57	80 People
Neighborhood Housing Services of B'ham	\$ 85,008.00	\$ 27,193.77	552 People
<b>Special Needs</b>			
Children's Village, Inc.	\$ 18,547.00	\$ 15,845.22	18 People
Jefferson County AIDS in Minorities, Inc.	\$ 18,000.00	\$ 0.00	88 People
Mental Health Assoc. of Central Alabama, Inc.	\$ 23,184.00	\$ 19,320.00	14 People
No. B'ham Community Asst. Program, Inc.	\$ 22,177.00	\$ 13,303.82	701 People
Prescott House	\$ 23,547.00	\$ 23,547.00	402 People
United Cerebral Palsy of Greater Birmingham	\$ 19,730.00	\$ 17,355.15	112 People
<b>TOTALS</b>	<b>\$ 535,065.00</b>	<b>\$ 355,187.48</b>	

**3) PRIORITY: Provide Housing and Supportive Services For Homeless Populations**

**CDBG HOMELESS SERVICE PROVIDERS**

<b>CDBG Homeless Service Providers</b>			
Aletheia House, Inc.	\$ 44,870.00	\$ 41,292.23	170 People
Changed Lives Christian Center, Inc.	\$ 50,000.00	\$ 50,000.00	45 People
Cooperative Downtown Ministries	\$ 47,490.00	\$ 43,696.41	1612 People
First Light, Inc.	\$ 36,960.00	\$ 33,408.66	928 People
Pathways, Bread & Roses (Transitional)	\$ 34,632.00	\$ 34,632.00	296 People
Pathways/Downtown Path Center	\$ 72,180.00	\$ 70,523.72	1587 People
YWCA Homeless Daycare	\$ 47,116.00	\$ 44,327.82	79 People
YWCA Homeless Daycare Transportation	\$ 13,875.00	\$ 12,705.00	100 People
YWCA-Interfaith Hospitality House	\$ 41,784.00	\$ 39,165.54	139 People
Birmingham Health Care for the Homeless	\$ 20,869.00	\$ 4,700.49	5 People
Bridge Ministries, Inc.	\$ 33,882.00	\$ 24,898.88	167 People
New Pilgrim Bread of Life Ministries	\$ 22,684.00	\$ 18,891.60	294 People
Urban Ministry, Inc.	\$ 22,684.00	\$ 22,684.00	2889 People
Metropolitan Birmingham Services for the Homeless (MBSH)	\$ 32,540.00	\$ 0.00	Administrative Support for the Continuum of Care System
<b>Totals</b>	<b>\$ 521,566.00</b>	<b>\$ 440,926.35</b>	

**ESG HOMELESS SERVICE PROVIDERS**

<b>Activities/Agencies</b>	<b>ESG Funding</b>	<b># Persons Served</b>
<b>Essential Services:</b>		
Family Connection	\$ 25,450.00	68
Urban Ministry, Inc.	\$ 7,150.00	42
<b>Maintenance/Operation Expense:</b>		
Pathways/Downtown Path Center	\$ 26,406.00	1587
Pathways/Transitional Shelters	\$ 35,532.00	296
Cooperative Downtown Ministries	\$ 35,965.00	9721
Family Connection	\$ 48,640.00	68
First Light, Inc.	\$ 19,495.00	928
YWCA-Interfaith Hosp. House	\$ 27,770.00	139
YWCA	\$ 32,075.00	50
<b>Homeless Prevention:</b>		
Bridge Ministries	\$ 26,665.00	198
Urban Ministries, Inc.	\$ 6,640.00	353
<b>Totals</b>	<b>\$ 291,788.00</b>	

**4) PRIORITY: Promote City Wide Economic Development.**

**Community and Economic Development Activities**

<b>Program</b>	<b>Funds Allocated</b>	<b>Funds Expended</b>	<b>Accomplishments</b>
Seventh Avenue, LLC; CDBG Float Loan: Term 24 months @ 1%; LOC- Red Mountain Park	\$ 930,392.00	Prior year exp.	Acquisition phase complete. Job goal 20 jobs; Loan to be repaid 7/1/11
BEACON-Main Street Birmingham	\$ 150,000.00	\$150,000.00	Provides technical assistance to revitalize community-based commercial areas in nine target districts.
Urban Impact-4 <sup>th</sup> Avenue Business District	\$ 188,221.00	\$156,503.08	Provides promotional activities for the economic revitalization of the Fourth Avenue Business District.
Totals	\$1,268,613 .00	\$306,503.08	

\* LOC: Stands for Irrevocable Letter of Credit issued by a commercial lender

**1.(c). If applicable, explain why progress was not made toward meeting the goals and objectives.**

As stated, significant progress was made in addressing each of the listed priorities identified for the reporting period. The City gave priority consideration to projects/activities in the following areas:

Activities in Support of Revitalization of Neighborhoods and Communities

- 1) Construction or rehabilitation of housing for low-moderate income persons. These activities should be targeted and clustered in limited geographic areas. Rental housing that contributes to revitalization will be considered, but priority will be given to activities that support homeownership.
- 2) Provision of services in support of affordable housing, particularly to the provision of homeownership counseling, credit counseling and other services as needed.
- 3) Economic development activities in targeted geographic areas that create job opportunities for low-moderate income persons and/or provide needed services to adjacent low-moderate income neighborhoods.
- 4) Improvements to public facilities and/or public infrastructure in support of targeted housing or economic development activities.
- 5) Provision of public services that support housing and economic revitalization activities in specific targeted geographic areas.

### Activities Meeting Basic Needs of Citizens with Greatest Needs

- 1) Housing rehabilitation and development for low-moderate income renters and homeowners with a particular emphasis on the very low income, the elderly, and persons with disabilities.
- 2) Public services in support of low income housing, including housing counseling, assistance to persons with disabilities, assistance to persons with HIV/AIDS, lead-based paint hazard assistance and similar services.
- 3) Provision of emergency shelter, transitional shelter and permanent housing, along with appropriate supportive services at these various levels for the homeless.
- 4) Provision of infrastructure, improvements, assistance to and/or services to provide economic opportunity for low-moderate income residents, including direct assistance and support to organizations that create opportunities and/or jobs for low-moderate income persons, or to organizations that provide essential services to persons in support of economic development, such as child care for working parents, transportation, etc.

These priorities and objectives provided the framework for the development of the programs and activities undertaken during the reporting period that are summarized in the following pages. Funding was specifically targeted to individuals and families who meet low to moderate income guidelines and who reside within the City of Birmingham. Low and moderate income is defined as < 50% and < 80% of area median income, respectively. In PY 2010, 83.19% of all listed funding was used to fund services which provided a low and moderate-income benefit.

Additionally, the following elements were evaluated as benchmarks toward meeting the state goals and objectives:

i. Geographic Distribution of Investment:

The investment of the above referenced funds was made on a city-wide basis. The City's actual performance regarding distribution of funds was consistent with the planned city-wide distribution of funds as described in the PY 2010 One-Year Action Plan.

ii. Leveraging of Non-Federal Resources:

The City, through its adopted housing programs, encouraged the leveraging of private and non-federal funds through the use of Multi-Family Program (CDBG funds), and Rental Rehabilitation funds. The City's actual performance was generally consistent with planned performance as described in the PY 2010 One-Year Action Plan.

iii. Matching Contributions:

All matching requirements of the ESG program were met. There were no other matching contribution requirements associated with the funds invested.

iv. Pattern of Actual Investment Compared to Planned Investment Pattern:

The overall pattern of investments compared to planned investments were generally consistent with planned performance as described in the PY 2010 One-Year Action Plan. There were no significant programmatic differences that would require the amendment of the City's PY 2010 Action Plan.

**2. Describe the manner in which the City of Birmingham would change its program as a result of its experiences.**

The City plans no changes or adjustments to its programs and strategies outlined herein and in its PY 2010-2015 Consolidated Plan Five Year Strategic Plan as a result of its program year experiences. Although actual investment of funds compared to planned investment varied from program to program, overall the assistance provided reflects significant effectiveness of performance in the activities undertaken.

**3. Affirmatively Furthering Fair Housing:**

**a. Summary of Impediments to fair housing choice.**

The Fair Housing Center of Northern Alabama assisted in the analysis of impediments to fair housing choice under a subcontract with the City of Birmingham in order to comply with HUD Regulations 24 CFR. With the input of several city departments and representatives from local organizations, the Fair Housing Center reports that the following six impediments to fair housing exist in Birmingham.<sup>1</sup>

1. Lack of equivalent Fair Housing Law in Birmingham or the State requires the HUD Atlanta Office to Conduct All Complaint Investigations and adjudications
2. Potential protected class discrimination in homebuyer lending market
3. Public policy implementation and lack of Fair Housing training often lead to misunderstanding in local housing initiatives
4. Continuum of care needs to continue to consider the need for permanent housing for the homeless
5. Lack of accessible units for persons with disabilities
6. Need for improved transportation
7. Rental issues for Hispanic, Latino and other protected class housing seekers
8. Declining property values

**b. Identify actions taken to overcome effects of impediments identified:**

In response to those impediments, the Fair Housing Center undertook the following actions to the impediments.

**Impediment #1:** Lack of equivalent Fair Housing Law in Birmingham or the State requires the HUD Atlanta Office to Conduct All Complaint Investigations and adjudications

**Fair Housing Center's Actions:**

1. The Fair Housing Center (FHC) and the local HUD area office investigate most of the fair housing complaints filed in the city. The FHC investigates several hundred complaints yearly.
2. The FHC has assisted the local HUD office and HUD in Washington DC in working with Alabama legislators to attempt to pass an equivalent fair housing law. To date, those efforts have been unsuccessful.

**Impediment #2:** Potential protected class discrimination in homebuyer lending market

**Fair Housing Center's Actions:**

1. The FHC annually reviews HMDA data for local mortgage lenders
2. Training for lenders is provided either by contract or as part of the center's annual fair housing training

**Impediment #3:** Public policy implementation and lack of Fair Housing training often lead to misunderstanding in local housing initiatives

**Fair Housing Center's Actions:**

1. The FHC continues to make available training to all housing providers and the general public through presentations at community and neighborhood meetings, specific training for providers and printed materials for public distribution.
2. The FHC provides training for city officials and employees. Trainings are provided for city officials each year for the purpose of training new persons. City Council members and/or their staff representatives attend the sessions.

**Impediment #4:** Continuum of care needs to continue to consider the need for permanent housing for the homeless

**Fair Housing Center's Actions:**

1. The FHC works with agencies that represent persons with HIV/AIDS such as AIDS Alabama Outreach and with groups that work with the homeless and persons in fear of becoming homeless such as the Birmingham Homeownership Center, JCCEO and others.

Additionally, the City of Birmingham, in an effort to comply with HUD regulation 24 CFR 91.52(a), has undertaken several activities to promote fair and equal housing opportunities for its citizens. The City has also continued its efforts to affirmatively further fair housing during PY 2010 as required at 24 CFR 93.52(a). Activities below will

address many of the steps taken to provide access to equal housing choices.

In the last Analysis of Impediments to Fair Housing Choice study conducted by the Fair Housing Center of Northern Alabama, several impediments were identified that the City continues to address. Below is a brief summary of the activities undertaken to address these impediments in an effort to improve the quality of living for its citizens. During PY 2010, the City undertook the following actions to promote affirmatively furthering fair housing as required under 24CFR 91.52(a) and 24CFR 570.904(c).

- The City continues to support the fair housing ordinance that they adopted on August 26, 1980.
- Through an agreement with the City, the fair housing center continues to provide education and outreach activities to the citizens of this area.
- The City of Birmingham has offered to the community several housing programs that would allow for repair. These programs continue to be effective in assisting low to moderate income families. The 2010 Volunteer Rehab Program works in conjunction with Worldchangers volunteers. Homes for the project are selected by Worldchangers. In addition, the Deferred Loan, Rehabilitation Loan and Critical Repair Grant programs are designed to provide a means for eligible residents to bring their home up to City Housing Code standards.
- The City continues to financially support programs that offer housing counseling and other housing assistance. Agencies such as Neighborhood Housing Services of Birmingham and Rising West Princeton all provide a variety of services. With homelessness being a concern for the community, the City provides funding to organizations that provide assistance to this population.
- Homelessness is another issue that remains a concern. The City continues its commitment to support organizations that provide emergency, transitional, and related services to the City's homeless population. The City has also finalized its 10-Year Plan to End Chronic Homelessness. Copies are available on line at [www.birminghamal.gov](http://www.birminghamal.gov) under the Community Development Department link.

In summary, the City's current efforts demonstrate the magnitude to which it is committed to improve living conditions and employment opportunities for all. Cooperative agreements made with municipalities surrounding the City show that it is necessary for all to work together for the good of the entire area. As a result of the April tornadoes that devastated several Birmingham communities, the City's commitment to affirmatively further fair housing is ever more important in the rebuilding of this city. Working closely with lenders and developers in re-designing communities will be a monumental but reachable task to insure fair and equitable housing opportunities for all.

**4. Describe Other Actions in the City’s Strategic Plan or Action Plan taken to address obstacles to meeting underserved needs.**

The City continued its efforts to meet the needs of the underserved through all of its Action Plan programs as described in the Executive Summary and Part I of this report. The City continued its efforts to encourage the reduction of cumbersome and unnecessary federal regulations, particularly in the HOME and CDBG programs, which often slow the delivery of needed services to the underserved.

**5. Leveraging Resources:**

**a. Identify progress in obtaining “other” public and private resources to address needs.**

The City has described its progress in obtaining "other" public and private resources that address needs identified in the Executive Summary-Other Leveraged Funds section of this report. In that section, the City identified the Federal, State, local, and private (for profit and nonprofit) resources or funds made available during the program year and identified each funding source.

**b. Identify how Federal resources from HUD leveraged other public and private resources.**

Federal resources were leveraged through the City’s affordable housing programs and economic development activity programs identified in the Executive Summary and Part I of this report to maximize the impact of federal resources. Leveraging varies from activity to activity depending on the project scope. Generally, to fully leverage federal resources, the City sought to undertake affordable housing and economic development activities that could not be fully funded in the private sector. While not a HUD regulation, it is the City’s position that this is a prudent underwriting practice that allows a public sector lender to direct funds where they are most needed.

**c. Identify how matching requirements were satisfied.**

There are no matching requirements associated with the CDBG, HOME, or HOPWA programs. There are matching requirements associated with the ESG program. They were satisfied as follows:

Funding under the ESG programs requires that each grant recipient supplement its grant with an equal amount of matching funds from other sources. In calculating the match, the following may be used:

1. Value of donated material or building;
2. Value of any lease on a building;

3. Salary paid to staff in carrying-out ESG activities;
4. Volunteer hours for services at \$5.00 per hour.

ESG match requirements were monitored as expenses were incurred by each ESG service provider identified in the Executive Summary of this report. All service providers met their match obligations under the ESG program.

#### **6. Managing the Process:**

The following is a description of actions taken during the last year to ensure compliance with program and comprehensive planning requirements.

##### The Planning Process

The U.S. Department of Housing and Urban Development (HUD) regulations require that a consolidated strategy and plan must result from an effective citizen participation process. The City followed its adopted citizen participation plan in the development of its PY 2010 Action Plan-One Year Use Of Funds submission. The City has undertaken throughout the development of its PY 2010 Action Plan, an open, credible, and broad-based effort to involve and solicit the participation of the community and neighborhood leaders, and residents of their needs and the types of services that they would like to see established or improved throughout the City. The following is a summary of the City's Citizen Participation process.

In an effort to broaden public participation in the development of the PY 2010 Action Plan, the City began its Action Plan development process with the publication of a notice of public hearings on January 7, 2010 in the Birmingham News and Birmingham Times. The hearings were scheduled for Thursday, January 28, 2010 at 9:30 a.m. and 5:30 p.m. in the City Council Chamber. The purpose of the hearings was to obtain comments and proposals for the use of the City's PY 2010 consolidated formula allocation and to obtain views of citizens, public agencies, and other interested parties on the housing and community development needs of the City. Citizens were also afforded the opportunity to 1) identify housing and community development needs and priorities; 2) review proposed uses of funds; and 3) comment on and review the City's program performance. All comments, priorities, and proposals received at the hearings were considered in the development of the City's PY 2010 Action Plan-One Year Use of Funds.

Copies of the notices were mailed to the elected officers of the City's 23 communities and 99 neighborhoods, to the Birmingham City Council, City Departments, 39 social service agencies representing a variety of interests including the housing needs of children, elderly persons, persons with disabilities, homeless persons, and other categories of residents. Copies were also made available to the HABD, the Alabama State HUD office, and other entities.

To broaden outreach to minorities, copies of the hearing notices and application schedule were posted on the City's website at [www.birminghamal.gov](http://www.birminghamal.gov) . Hearing notices

and agendas were also posted on the 2<sup>nd</sup> Floor City Hall billboard in accordance with the Alabama Open Meetings Act and published in the Birmingham Times, a minority owned publication.

To broaden outreach to persons with disabilities the hearing location was the Birmingham City Council Chamber which is accessible to the disabled; however, anyone who required further information or had a disability which might require special materials, services, or assistance were asked to notify the City's Community Development Department within 48 hours of the hearings. This assistance included any requests for translators, or related services for non-English speaking persons.

All interested parties who were unable to attend the public hearings but desired to submit written views, comments, or proposals regarding the City's development of its Proposed PY 2010 Action Plan-One Year Use of Funds were asked to submit them in writing to the City's Community Development Department on or before Monday February 8, 2010 by 5:00 p.m. All written proposals received in a timely manner were considered in the development of the City's Proposed PY 2010 Action Plan.

### **Agency Consultations**

The Department of Community Development worked with other public and private agencies to identify and prioritize community needs, to develop strategies and action plans, to identify community resources, and to promote the coordination of resources. The following agencies were consulted as part of this process:

- Housing Authority of the Birmingham District
- Department of Planning, Engineering and Permits
- Police Department
- Birmingham Parks and Recreation Board
- University of Alabama at Birmingham
- Jefferson State Community College
- Fair Housing Center for the City of Birmingham
- Office of Economic Development for the City of Birmingham
- Division of Youth Services for the City of Birmingham
- Jefferson County Department of Health
- Alabama Housing Finance Authority

The following recently prepared and printed studies, plans, reports and resources, consulted in this process, provided information that was used in the development of the consolidated plan:

- The City of Birmingham's 2010-2015 Consolidated Plan
- The City of Birmingham's *10-Year Plan to End Chronic Homelessness (2007-2017)*, *Analysis of Impediments to Fair Housing*, and *Policy Statement on Community Development and Neighborhood Revitalization*
- National Low-Income Housing Coalition's report *Out of Reach: The Gap Between Housing Costs and Income of Poor People in the United States*

- The U.S. Department of Commerce, Bureau of the Census
- The U.S. Department of Labor, Bureau of Labor Statistics

## **7. Citizen Participation:**

### **7-1. Summary of Citizen Comments:**

The following is a summary of citizen comments received during the development of the City's PY 2010 Action Plan:

**CITY OF BIRMINGHAM  
DEPARTMENT OF COMMUNITY DEVELOPMENT  
PY 2010 ACTION PLAN ONE-YEAR USE OF FUNDS  
1/28/10 PUBLIC HEARING MINUTES - 9:30 A.M.**

On Thursday, January 28, 2010, a public hearing was conducted in the City Council Chamber at 9:30 a.m. by the Community Development Department staff. The purpose of the hearing was to obtain comments regarding the proposed use of the City's PY 2010 consolidated formula allocation including the views of the citizens, public agencies, and other interested parties on the housing and community development needs of the City, and to receive proposals for the possible use of Community Development Block Grant (CDBG) and Emergency Shelter Grant (ESG) funds. Also, citizens were afforded an opportunity to 1) identify housing and community development needs and priorities; 2) review proposed uses of funds; and 3) comment on and review the City's program performance. It was explained that all comments and proposals received would be considered in the development of the City's Proposed PY 2010 Action Plan One-Year Use of Funds.

At approximately 9:30 a.m. the hearing was called to order by Tom Tiffin. Mr. Tiffin covered the following points of discussion:

- History and types of HUD programs
- Background on the Consolidated Plan
- Consolidated Plan requirements and citizen participation process
- Components of the Consolidated Plan
- Schedule for completing the Consolidated Plan

It was also explained that the City intends to apply for ESG funding both through the U.S. Department of Housing and Urban Development and through the Alabama Department of Economic and Community Affairs (ADECA) and that ESG proposals received would be considered under both. An explanation was given about the steps involved in the process and the timeline for completion of the Annual Action plan and the Consolidated Plan. Submission to HUD is due by May 17, 2010. Citizens present were advised that the Consolidated Plan is the City's strategic plan and course of action for examining community needs, determining what the City wants and needs to do to address those needs based on the data gathered and community feedback. The plan must be written to cover the purposes and programs of HUD.

Persons in attendance were encouraged to provide their input, ideas, and suggestions on priorities. Written comments were encouraged through February 8, 2010 at 5:00pm. Citizens were advised that TDA was in the information gathering stages of the development of the plan and that a draft would be completed by April 1, 2010.

Presentations were given by:

Morrell Todd, Ministerial Brotherhood, 1629 32 Ave. North  
Sebrena Davis & Guest, Aletheia House, 201 Finley Ave. W.  
Lisa Isay, Bridge Ministries, 1016 19<sup>th</sup> St. S.  
Dave Bark, AIDS Alabama, 3521 7<sup>th</sup> Ave. S.  
Kelly Landess, Neighborhood Housing Services of Birmingham, 601 19<sup>th</sup> St. N.  
Connie Hill, Pathways, 409 N. Richard Arrington

There were no other persons present desiring to make comments. Mr. Tiffin then conducted a brief question and answer session and noted there would be more hearings this evening at 5:30 p.m. to receive comments and proposals and that the deadline for submitting proposals was Monday, February 8, 2010 by 5:00 p.m.

Listing of Attendees at the hearing:

Community Development Department Staff:

Jim Fenstermaker, Director  
Tom Tiffin, Grants Administrator  
Steve Macpherson, Community Resource Representative  
Bill Conway, Community Resource Representative  
Carol Wadsworth, Administrative Assistant II  
Shirley Chaney, Community Resource Representative  
Denise Hoover, Senior Grants Management Coordinator

City of Birmingham Residents, Non-Profit Organizations Representatives, Others:

Nathan Hicks, Urban Impact  
Lisa Isay, Bridge Ministries  
Morrell Todd, Ministerial Brotherhood  
Sebrena Davis, Aletheia House  
Rob Dickinson, Bridge Ministries  
Sally Herring, UCP  
Dave Bark, AIDS Alabama  
Amanda Shipp, AIDS Alabama  
Rhonda Marshall, Changed Lives Christian Center, Inc.  
Hazel Ward, Rose Garden Adult Day Care  
Kelly Landess, Neighborhood Housing Services of Birmingham  
Parrish Knorr, YWCA  
Connie Hill, Pathways

Lara Wheeler, Pathways  
Charles Low, Esq., Legal Services Alabama  
Stephanie Blackburn, Legal Services Alabama  
Butch Henderson, Metro Changers, Inc.  
Rickey Rices, HABD  
Myra Davies, Childcare Resources

**CITY OF BIRMINGHAM  
DEPARTMENT OF COMMUNITY DEVELOPMENT**

**PY 2010 ACTION PLAN ONE-YEAR USE OF FUNDS  
1/28/10 PUBLIC HEARING MINUTES – 5:30 p.m.**

On Thursday, January 28, 2010, a public hearing was conducted in the City Council Chamber at 5:30 p.m. by the Community Development Department staff. The purpose of the hearing was to obtain comments regarding the proposed use of the City's PY 2010 consolidated formula allocation including the views of the citizens, public agencies, and other interested parties on the housing and community development needs of the City, and to receive proposals for the possible use of Community Development Block Grant (CDBG) and Emergency Shelter Grant (ESG) funds. Also, citizens were afforded an opportunity to 1) identify housing and community development needs and priorities; 2) review proposed uses of funds; and 3) comment on and review the City's program performance. It was explained that all comments and proposals received would be considered in the development of the City's Proposed PY 2010 Action Plan One-Year Use of Funds.

At approximately 5:30 p.m. the hearing was called to order by Tom Tiffin. Mr. Tiffin covered the following points of discussion:

- History and types of HUD programs
- Background on the Consolidated Plan
- Consolidated Plan requirements and citizen participation process
- Components of the Consolidated Plan
- Schedule for completing the Consolidated Plan

It was also explained that the City intends to apply for ESG funding both through the U.S. Department of Housing and Urban Development and through the Alabama Department of Economic and Community Affairs (ADECA) and that ESG proposals received would be considered under both. An explanation was given about the steps involved in the process and the timeline for completion of the Annual Action plan and the Consolidated Plan. Submission to HUD is due by May 17, 2010. Citizens present were advised that the Consolidated Plan is the City's strategic plan and course of action for examining community needs, determining what the City wants and needs to do to address those needs based on the data gathered and community feedback. The plan must be written to cover the purposes and programs of HUD.

Persons in attendance were encouraged to provide their input, ideas, and suggestions on

priorities. Written comments were encouraged through February 8, 2010 at 5:00pm. Citizens were advised that TDA was in the information gathering stages of the development of the plan and that a draft would be completed by April 1, 2010.

Presentations were given by:

Nathan Hicks, Urban Impact  
Trevor Patterson, Imani New Life Recovery Program  
Lathia P. Banks, Community Representative  
Bertha N. Jones, Oak Ridge park Community Development Corporation  
Janice Henderson, D.R.E.A.M. Inc.  
Penny Kakoliris, Positive Maturity, Inc.  
Flora Blackledge, Girl Scouts of North Central Alabama  
Delphine Wilson

The presentations made by organizations and community representatives identified the following needs:

- More affordable housing opportunities
- Dropout prevention program
- Drug Recovery programs
- Foreclosure and homelessness prevention
- Housing and services for people with HIV & AIDS
- Develop more housing for the homeless
- Create emergency shelters
- Establish a Housing Trust Fund
- Substance Abuse and Rehabilitation
- Youth services and mentoring programs
- Job creation and career development
- Land banking for development
- Senior services and adult day care
- Create job training and readiness programs

There were no other persons present desiring to make comments. Mr. Tiffin then conducted an additional brief question and answer session and noted that the deadline for submitting proposals was Monday, February 8, 2010 by 5:00 p.m.

Listing of Attendees at the hearing:

Community Development Department Staff:

Tom Tiffin, Grants Administrator  
Shirley Chaney, Community Resource Representative  
LaRita Y. Hardy, Administrative Assistant I  
Denise Hoover, Senior Grants Management Coordinator  
Bill Conway, Community Resource Representative  
Louis Bohourfoush, Community Resource Representative

City of Birmingham Residents, Non-Profit Organizations Representatives, Others:

Nathan Hicks, Urban Impact  
Trevor Patterson, Imani New Life Recovery Program  
Lathia P. Banks, Community Representative  
Bertha N. Jones, Oak Ridge Park Community Development Corporation  
Janice Henderson, D.R.E.A.M., Inc.  
Penny Kakoliris, Positive Maturity, Inc.  
Flora Blackledge, Girl Scouts of North Central Alabama  
Delphine Wilson  
Willie Moore  
G. Jarrod, IMNI  
Rose Jarrod, IMNI  
Torcha A. Joiner  
Linda Allen, Friends of Gate City  
Diedre Flowers  
Michele Horn  
J.P. Henderson, D.R.E.A.M., Inc.  
AL Lewis, Imani New Life Recovery Program  
Donnell Hinton, INIC  
Charles Moltnie Sr., Imani New Life Recovery Program

**7-2. Federal Funds and Geographic Distribution of Funds:**

Contained in the Executive Summary, the City has identified by formula grant program the Federal funds made available for furthering the objectives of the Consolidated Plan. Also identified the total amount of funds available (including estimated program income), the total amount of funds committed during the reporting period, the total amount expended during the reporting period.

Regarding the geographic distribution and location of expenditures, as noted in the Executive Summary, the investment Federal resources was made on a city-wide basis. The majority of programs are self targeting designed to meet the needs of low and moderate income persons on a limited clientele basis. The distribution of funds was consistent with the planned city-wide distribution of funds as described in the PY 2010 One-Year Action Plan. See attached maps in the addendum.

**8. Institutional Structure:**

Describe actions taken during the last year to overcome gaps in institutional structures and enhance coordination.

The City during PY 2010 focused its efforts to strengthen identified weaknesses in the institutional structure in continuing its efforts to provide as much support as possible for nonprofit organizations. The City, through its CDBG and HOME programs, continued its policy to assist in the development of nonprofit organization's capacity to produce and participate in the delivery of affordable housing services to the citizens of

Birmingham. The City also supported the efforts of many nonprofit organizations in their applications to HUD for direct federal assistance under a variety of federal programs including, but not limited to, HOPE 1, 2, and 3, Section 202 elderly, Section 811 Handicapped, ESG Transitional Housing, HOPWA, and Shelter Care Plus.

The City's continued support for nonprofit organizations was consistent with those actions proposed in its PY 2010 One-Year Action Plan.

## **9. Monitoring:**

### **Describe how and the frequency with which you monitored your activities.**

The City of Birmingham through its Department of Community Development is committed to a comprehensive program of monitoring and evaluating the progress of housing and community development activities. The goal of the jurisdiction is to ensure long-term compliance with the applicable regulations and standards, particularly the National Affordable Housing Act. The Department of Community Development administers and monitors activities funded in whole or in part under programs covered by the consolidated plan. The Department of Community Development is responsible for overseeing funds distributed to sub-recipients and other entities, and for reporting performance and accomplishments in the Consolidated Annual Performance and Evaluation Report.

Because the CPD formula block grant program promotes maximum flexibility in program design and since the use of these funds is driven by local choice, HUD believes that performance measurement systems should be developed at the state and local level.

In accordance with the HUD-CPD Notice 03-09, issued in September 2003, the City is continuing its efforts to develop local performance measures. The City's Community Development Department is presently requiring quarterly reports from each of its CDBG, ESG, HOME and HOPWA grantees measuring performance and output measures. These reports are to be compiled and included as a part of the City's annual CAPER submission.

The City of Birmingham, through its Department of Community Development, is structuring its monitoring process to ensure that a system of continuous communication and evaluation is in place. The monitoring process facilitates the evaluation of accomplishments in relation to established goals and objectives. Information gained from the review will give the City of Birmingham an opportunity to determine which programs and /or strategies are working, which benefits are being achieved, which needs are being met and which objectives are being accomplished. Both qualitative and quantitative methods of evaluation will be used including the following:

- Surveys

- Telephone conversations
- Quarterly reports
- Periodic meetings
- Workshops
- Evaluation sessions
- Other forms of data collection

The Department of Community Development requires that all sub recipients, CHDOs, or other entities receiving funding execute written agreements before any CDBG, HOME, ESG, or HOPWA funds will be disbursed. These agreements provide a description of the activity or project to be undertaken, its objectives, budget, and expected duration. The roles and responsibilities of each partner and the expected public benefit will be specified, measured, and recorded for tracking performance.

Service and/or housing providers will be required to submit quarterly reports on progress and accomplishments. The Department of Community Development also conducts mid-year evaluations and site visits of funding recipients. These strategies are used, as necessary, to redirect or refocus programs in order to meet annual and five-year objectives.

As part of the monitoring process, the City of Birmingham through its Department of Community Development prepares and distributes a schedule of visits for each program, housing provider, and/or service provider. The schedule is sent to each agency, organization or appropriate metropolitan government department as part of the initial CDBG, HOME, HOPWA, or ESG orientation. Notification letters, with schedules included, will address specific monitoring and technical aspects to be covered along with agency staff that should be involved. The Department of Community Development also employs spot reviews and site visits as part of its monitoring activities.

**Timeliness of Expenditures:** To ensure the timeliness of expenditures, the focus of the monitoring plan centers on key indicators, which demonstrate if programs are operating effectively and efficiently. The plan will help the City of Birmingham, Alabama to ensure that housing, homeless, and non-housing issues and the internal policies are consistent. Where projects and/or programs have experienced delays, assessments of the following will be conducted:

- Reasons for the delay
- Extent to which the delay is beyond the control of the housing and/or service provider
- Extent to which original priorities, objectives and schedules were unrealistic

Monitoring activities for the consolidated plan incorporates aspects that have been included in the CDBG, HOME, HOPWA and ESG programs. This includes reviewing and documenting projects for eligibility, maintaining record-keeping requirements, and reviewing financial transactions, including budgets and funding. Since the consolidated plan is an integrated, comprehensive document, expansions and modifications of other

monitoring procedures that have been used in the past are considered.

**Sub-Recipient Monitoring:**

The City has complied with the Contractual Regulatory Requirements, as referenced at Section 24 of the Code of Federal Regulations, Part 570, which outlines the following basic provisions which all Sub-recipient agreements must address:

***Statement of Work/Scope of Services:***

A detailed description of work to be performed, quantifying specific performance goals/milestones for completion of activities, and how the project will ensure that intended beneficiaries are served. Provision of detailed information regarding the planned impact of economic development activities including job creation and retention, where applicable. Housing rehabilitation/development activity descriptions will address specific work to be done, the number units to be completed and performance benchmarks. The scope of services for public works and public facilities will be developed with the assistance of participating city departments such as engineering, parks and recreation and private sub-contractors, where applicable.

***Project Budget***

A detailed budget of projected resources, indicating clearly how funds will be used to support planned activities.

***Record-keeping Requirements***

Identification of the Sub-recipient's responsibility for providing timely financial reports, accurately documenting program progress, the frequency of reports required by the City and Federal Government, and documentation of CDBG participant and/or area eligibility.

***Program Income***

Specific management and reporting procedures for those activities that may generate program income to ensure that funds are properly recorded reported and expended.

***Program Financial Audit***

A detailing description of regulatory guidelines by which the City and Sub-recipient agencies will be governed regarding the financial and programmatic responsibilities of grant administration.

***Other Program Requirements***

Addressing such special areas as labor standards, fair housing requirements, prescribed conditions governing the participation of religious organizations, and other assurances and certifications where applicable.

***Suspension and Termination Clause***

Sets forth provisions for the City to terminate or suspend agreements for reasons of non-compliance or convenience. These actions which provide Sub recipients with all the

necessary contract management and program implementation tools, will provide adequate and detailed information to effectively monitor both the Sub recipient's and the City's performance under the Consolidated Plan.

### ***Schedule***

The monitoring of Consolidated Plan approved program activities will be accomplished through the application of three basic functions: Programmatic, Financial and On-Site Monitoring. The first two functions are conducted from an in-house perspective based on the desk-top review of required monthly progress reports, periodic inter-departmental consultations, financial reimbursements and related documents, correspondences and other day-to-day contract management activities. The City's Finance Department provides weekly and monthly auditing of CDBG Program expenditures through its computerized Fiscal Management and Information system. There is also an annual internal audit conducted by the City's Internal Audit Division. On-site performance review monitoring will be conducted through actual visits to project locations and/or sub-recipient agencies, to verify and inspect planned versus actual progress for public service, housing, public works and facilities, and economic development activities. An assessment of fund management, grant administration, compliance with contractual obligations, and the Consolidated Plan will also be made.

Significant observations resulting from all monitoring efforts will be documented in writing and placed in appropriate project files. Comments on the status of activities reflecting successes or lack of progress will be reflected with recommendations for corrective actions where necessary. For minor problems, on-going open collaborations with funded entities will provide a opportunity to share concerns, and offer immediate technical assistance. In instances where on-site monitoring have taken place a formal letter outlining monitoring results and any necessary corrective to be undertaken and time frames to resolve identified concerns will be transmitted to the appropriate authorities. In addition to daily monitoring and management functions, the City will conduct at least one formal on-site monitoring of Sub recipients per contract year. However, unlimited monitoring will take place for those agencies demonstrating the need.

The U. S. Department of Housing and Urban Development provides further oversight of the City's CDBG activities and other financial assistance programs through its annual monitoring, required program specific performance reports and technical assistance upon request. The City anticipates that this policy will continue.

### **Home Program Monitoring:**

1. The Community Development Department prepares a written HOME Program request for proposals that is published in local newspapers of general circulation.
2. Community Development Department staff reviews all HOME Program proposals according to how each can best address the City's affordable housing priorities identified in the City's Consolidated Plan and Action Plan.

3. After proposals are reviewed, the Community Development Department makes its recommendations to the Mayor's Housing Review Committee, based on program objectives.
4. Upon approval, HOME sub recipients are informed as to the disposition of their proposal. Contracts are prepared for execution by the City and HOME sub-recipients approved to provide affordable housing.
5. Community Development staff monitor the contractual agreement through project completion and throughout the duration of applicable affordable housing limits.

**Program Timeliness:** The Community Development Department Staff monitor overall program timeliness by reviewing expenditure ratio's for CDBG, ESG, HOME, and HOPWA on at least a monthly basis. Copies of the reports are maintained on file in the Community Development Department.

**Describe the results of your monitoring including any improvements:**

Monitoring results were favorable during the year. All activities monitored received a letter outlining any findings or concerns with a recommended course of action for correction. The monitoring results for each activity reviewed are maintained on file in the Community Development Department. A summary of the results of the City's monitoring of its sub-recipients follows:

<u>Agency</u>	<u>Date</u>	<u>Monitoring Results</u>
AIDS Alabama	6/9/2011	No Findings
Aletheia House	2/24/2011	No Findings
Birmingham Urban League	5/19/2011	No Findings
Bridge Ministries	4/8/2011	2 Findings
Changed Lives Christian Center	6/2/2011	No Findings
Childcare Resources	3/24/2010	2 Findings
Children's Village	3/17/2011	No Findings
Consumer Credit Counseling Services	4/4/2011	No Findings
Cooperative Downtown Ministries	4/22/2010	No Findings
Fair Housing Center of Northern Alabama	4/11/2011	No Findings
Family Connection	5/10/2011	No Findings
First Light	4/14/2011	No Findings
Girl Scouts of North Central Alabama	5/6/2010	No Findings
Greater Birmingham Habitat for Humanity	3/5/2010	No Findings
Imani New Life Recovery Program, Inc.	2/23/2011	No Findings+
Jefferson State Community College	3/24/2011	No Findings
Main Street Birmingham	6/23/2011	No Findings
Mental Health Assoc. of Central Alabama	4/14/2010	No Findings
MBSH	5/6/2009	2 Concerns
Ministerial Brotherhood Ministries	4/20/2010	No Findings

Neighborhood Housing Services	6/28/2009	No Findings
New Pilgrim Bread of Life Ministry	3/11/2010	No Findings
N. B'ham Community Assistance Prg.	3/24/2011	No Findings
Pathways, Inc.	5/8/2009	No Findings
Positive Maturity	2/22/2010	1 Finding/2 Concerns
Prescott House	2/9/2011	No Findings
Rising West Princeton Corporation	3/11/2010	No Findings
Rose Garden Adult Day Care	3/21/2011	No Findings
United Cerebral Palsy	5/21/2011	No Findings
Urban Impact, Inc.	3/12/2009	No Findings
Urban Ministry	6/24/2011	No Findings
YWCA	2/22/2010	No Findings

## 10. Self Evaluation:

### a. Describe the effect programs have in solving neighborhood and community problems.

As noted herein, all priorities identified in the City's 2010-2015 Consolidated Plan were addressed. The programs effects have been wide ranging including improved affordable housing, services to the City's homeless and special needs populations, economic development and improvement of public facilities. The City's Citizen Participation Program also continues to provide a vital communication link between the City and its 99 neighborhoods.

### b. Describe progress in meeting priority needs and specific objectives and help make the community's vision of the future a reality.

The Consolidated Plan is a concept that is designed to enable officials and citizens to become more aware of the larger picture and the extent to which all related programs are effective in collectively solving neighborhood and community problems. Moving beyond the compilation of program outputs, there must be a focus on results that will allow a community to assess progress in meeting the priority needs and specific objectives identified in the strategic plan and action plan in order to help make the community's vision of the future a reality.

In its 2010-2015 Consolidated Plan five-year strategic plan, the City identified 6 priorities for the five-year planning period. These priorities were developed based on need identified in the City's 2010-2015 Consolidated Strategy and Plan and the anticipated programs/resources to meet those identified priorities.

The following represents the City's assessment of its effectiveness of its performance during the PY 2010 Action Plan in the achievement of its overall five-year strategy objectives and priorities. The categories of priorities identified in the City's five-year plan are as follows:

1. Affordable Housing Priorities (Priorities 1, 2 and 4 outlined in the Executive Summary)

The City during PY 2010 undertook a number of programs and activities as described in the Part I of this report, to address the five year priorities of promoting affordable housing for low income renters, low income homeowners, and to provide affordable housing opportunities for first time home buyers. The activities undertaken, the programs provided, the funds invested, the geographic distribution of that investment, and the pattern of actual investment compared to planned investment all described in Part I (1) Assessment of the one-year goals and objectives, is generally consistent with planned performance as set out in the City's five year affordable housing priorities. Although actual investment of funds compared to planned investment varied from program to program, overall the units of housing rehabilitated to promote the availability of affordable housing reflected significant effectiveness of performance in the activities undertaken.

2. Homeless/Continuum of Care Priorities (Priorities 3 and 4 as outlined in the Executive Summary)

The City during PY 2010 undertook a number of programs and activities as described in the Part I of this report to address the five year proprieties of providing emergency shelter, support, and services for the homeless, to increase support facilities and services for the homeless persons in Birmingham who are handicapped, and to increase the number of transitional housing facilities available to the homeless population of Birmingham. The activities undertaken, the programs provided, the funds invested, the geographic distribution of that investment and the pattern of actual investment compared to planned investment, all described in Part I(1) Assessment of the one-year goals and objectives are generally consistent with the planned performance as set out in the City's five year homeless priorities. Although actual investment of funds compared to planned investment varied from program to program, overall the assistance provided for emergency shelter, support, and services to homeless persons in Birmingham reflects significant effectiveness of performance in the activities undertaken.

3. Non-Housing Community Development Needs Priorities (Priorities 5 and 6 as outlined in the Executive Summary)

The City during PY 2010 undertook a number of programs and activities as described in Part I of this report to address the five-year priorities of meeting community development needs including public improvements, public facilities, public services, and economic development needs. The activities undertaken, the programs provided, the funds invested, the geographic distribution of that investment and the pattern of actual investment compared to planned investment, all described in Part I (1) Assessment of the one-year goals and objectives, are generally consistent with the planned performance as set out in the City's five year non-homeless persons with special needs priorities. Although actual investment

of funds compared to planned investment varied from program to program, overall the assistance provided for non-homeless persons with special needs in Birmingham reflects significant effectiveness of performance in the activities undertaken.

The City plans no adjustments to strategies and activities outlined herein and in its PY 2010-2015 Consolidated Plan Five Year Strategic Plan. Although actual investment of funds compared to planned investment varied from program to program, overall the assistance provided reflects significant effectiveness of performance in the activities undertaken.

**c. Describe how you provided decent housing and a suitable living environment and expanded economic opportunity principally for low and moderate-income persons.**

As noted throughout Part 1 of this report, the City continued its emphasis of providing decent and affordable housing through the CDBG, and HOME programs. These programs and their results are detailed in Part I of this report.

Furthermore, the City continued its efforts to expand economic opportunity for low and moderate-income persons through the creation of jobs under the CDBG Economic Development Activities as outlined in Part I of this report including its Section 3 Compliance efforts as outlined below.

**SECTION 3 COMPLIANCE EFFORTS:**

During PY 2010, the City undertook a number of efforts to direct the employment and other economic opportunities generated by HUD financial assistance for housing and community development programs to the greatest extent feasible, toward low-and very low-income persons. These efforts intended to benefit Section 3 eligible persons have been summarized as follows:

**SECTION 3 TRAINEES:**

- The City contracted with Jefferson State Community College in the amount of \$27,048 in CDBG funds (IDIS Activity Number 11890) to provide a New Options Program to assist low and very low income adults, primarily single parents, obtain educational and job skills training. **A total of 66 persons were assisted.**
- The City contracted with Mental Health Association of Central Alabama, Inc., in the amount of \$23,184 in CDBG (IDIS Activity Number 11786) funds to provide job readiness training and job placement program for low and very low income patients. Training focused on improving the socialization and employability skills of its clients. **A total of 14 persons were assisted.**
- The City contracted with United Cerebral Palsy of Greater Birmingham, Inc., in the amount of \$19,730 in CDBG funds (IDIS Activity Number 11879) to provide a comprehensive training, including employability training, for low and very low

income persons afflicted with Cerebral Palsy. **A total of 197 persons were assisted.**

- The City contracted with Lawson State Community College in the amount of \$18,000 in CDBG (IDIS Activity Number 11892) funds to provide a program to assist low and very-low income adults obtain educational and job skills training. **A total of 80 persons were assisted.**

As a result of these efforts, **a total of 357** Section 3 eligible residents, as defined at 24 CFR 135.5, were provided employment training assistance. The referenced programs are ongoing.

### **SECTION 3 RESIDENTIAL REHABILITATION:**

**CDBG Critical Repair Grant Program:** In PY 2010, the City budgeted \$2,650,529 in CDBG funds (IDIS Project Number 10) to provide grants of eligible rehabilitation expenses to low-and moderate income homeowners up to \$15,000 per qualified homeowner. Contractors for this program are selected through a bid process; however, preference may be given to those resident and business concerns that have gone through the Section 3 Certification Process. The City is focusing a portion of its Section 3 efforts to certify those businesses participating or hoping to participate in the bidding process as Section 3 eligible. These businesses are included in the attached Section 3 Summary Report Form HUD-60002.

### **PROGRAMS UNDERTAKEN TO DEVELOP / STRENGTHEN SECTION 3 BUSINESS CONCERNS**

The City undertook the following activities in an effort to develop and strengthen small business and section 3 eligible business concerns:

- I. Birmingham Business Resource Center (BBRC):  
Innovation Depot  
1500 First Avenue, North; Suite B-108  
Birmingham, Alabama 35203  
Mr. Robert Dickerson, Executive Director  
Phone: 205-250-6380

The City of Birmingham annually renews a contract with the Birmingham Business Resource Center to provide loans to minority and other economically disadvantaged business enterprises. When it comes to offering small business loans, the Birmingham Business Resource Center does things that banks won't do. A bank is not going to hold an entrepreneur's hand and help him or her with management and technical assistance. A bank won't offer workshops and seminars aimed at increasing one's capacity as an entrepreneur. The BBRC does all of these and more.

The BBRC offers programs that help its clients with credit enhancements in an effort to increase a bank's ability to make loans to BBRC clients. The BBRC likes the fact that it

helps put banks in a “can do” situation in providing financing for small businesses. The BBRC offers training, lending and advocacy programs that will assist entrepreneurs interested in increasing their capacity, their access capital and their customer base. The City of Birmingham supports this program in an effort to assist and strengthen Section 3 business concerns or to assist those businesses who desire to be qualified as a Section 3 business.

The Birmingham Business Resource Center works directly with the City of Birmingham’s Community Development Department to identify and certify Section 3 business concerns.

## II. Urban Impact, Inc.

319 17 Street, North  
Birmingham, Al 35203  
Mr. Nathan Hicks, Executive Director

The City of Birmingham annually renews a contract with Urban Impact, Inc., to provide technical assistance to minority and other economically disadvantaged business enterprises who wish to establish businesses in the City’s Historic Fourth Avenue Business District. The City of Birmingham supports this program in an effort to assist and strengthen Section 3 business concerns or to assist those businesses who desire to be qualified as a Section 3 business.

Urban Impact Inc. works directly with the City of Birmingham’s Community Development Department to identify and certify Section 3 business concerns.

## III. CDBG Float Loan Program:

Under the CDBG, the regulations do not require that funded activities be completed within a particular time period. Planned activities are often scheduled by the grantee (the City) to be carried out over a period of time. There is some constraint on the City's ability to schedule activities over long periods of time since the regulations provide a maximum level of unexpended funds a grantee is generally authorized to have when it is about to receive its next annual grant. However, the allowable level of funds at that point can be as much as one- and one-half times the community's annual grant amount. This level of undisbursed funds is called the "float" which is identified in the Action Plan.

In accordance with 24 CFR 570.301(a) the City’s Float Loan Program is as an activity for which the City has not yet decided on specific locations for its Float Loan activities. The City’s Action Plan does describe the City Center and Neighborhood Commercial Revitalization Float Loan Programs as areas in which float funded loans may be undertaken and further describes who may apply, where applications are accepted, and the approval process. Applications for assistance from private for profit entities, individuals, or other eligible organizations are accepted Monday thru Friday at the Office of Operation New Birmingham, 505 20<sup>th</sup> Street, North, Suite 150; Birmingham, Al 35203

and from Main Street Birmingham, 5601 1<sup>st</sup> Avenue, North-Suite 102; P.O. Box 320637; Birmingham, AL 35212. To qualify for assistance, borrowers must meet all CDBG eligibility and national objective requirements and must further obtain a direct pay irrevocable letter of credit from a commercial lender that is unconditionally available to the City for the full amount of the loan including principal and interest. The approval process for each individual Float Loan requires the approval of the Mayor, City Council, and concurrence from the U.S. Department of Housing and Urban Development.

As outlined in the Action Plan, the City utilizes its “float” for Economic Development and Historic Preservation activities to promote and strengthen the economic base and the business climate through the creation and retention of jobs for Section 3 and other low- and moderate income eligible participants.

Operation New Birmingham and Main Street Birmingham work directly with the City of Birmingham’s Community Development Department to identify, assist, and certify Section 3 business concerns.

IV. Main Street Birmingham, Inc.  
One 55<sup>th</sup> Place South, Suite 100  
P.O. Box 320637  
Birmingham, AL 35212  
David Fleming, Executive Director  
Phone: 205-595-0562

Main Street Birmingham, Inc. is a public-private partnership focusing on creating new business and job opportunities by focusing resources on redevelopment and enhancement of historic neighborhood commercial districts. There has never been a more challenging environment for small business and Section 3 eligible business owners. And yet, as the markets for sales and lending shrink, Main Street Birmingham is identifying new strategies for reaching out to customers. Through resources like the City of Birmingham’s Economic Stimulus Loan Program, Main Street Birmingham is helping small business owners and entrepreneurs access capital for expansion and new enterprise. Main Street Birmingham, Inc. works directly with the City of Birmingham’s Community Development Department to identify and certify Section 3 business concerns.

V. City of Birmingham  
Department of Community Development  
710 North 20<sup>th</sup> Street, Room 1000  
Birmingham, AL 35203  
James F. Fenstermaker, Director  
Phone: 205-254-2475

The City of Birmingham recognizes that the Department of Community Development and any other department of the City that receives over \$100,000 in Community Development Block Grant (CDBG) funds (hereafter referred to as the department), must comply with Section 3 of the Housing and Urban Development Act of 1968, as amended.

To that end, the Community Development Department has developed Section 3 Policies, Procedures, and Guidelines to provide Section 3 residents (low and very low income persons), as well as businesses that have an ownership of 51% or more Section 3 residents, the type of economic opportunity that will allow them to become self-sufficient. A copy of the Community Development Department Section 3 Compliance Strategy is posted on the Community Development Webpage at [www.birminghamal.gov](http://www.birminghamal.gov).

Section 3 focuses on three construction project areas assisted in whole or in part with CDBG, HOME, NSP1, or other HUD funds:

1. Housing rehabilitation (including reduction and abatement of lead-based paint hazards).
2. Housing construction.
3. Other public construction projects assisted with CDBG, HOME or other Federal funds.

Jobs arising in connection with these projects are not only the construction jobs, but also management, maintenance, clerical, and administrative jobs that come into existence because of a construction project.

The City’s Community Development Department is in the process of assigning a Principal Community Resources Representative as single point of contact staff person relative to all Section 3 matters.

**Section 3 Business Development Activities supported with CDBG Funds**

<b>Program</b>	<b>Funds Allocated</b>	<b>Funds Expended</b>	<b>Accomplishments</b>
Seventh Avenue, LLC; CDBG Float Loan: Term 24 months @ 1%; LOC- Red Mountain Park	\$ 930,392.00	Prior Year Exp.	Acquisition phase complete. Job goal 20 jobs; Loan to be repaid 7/1/11
BEACON-Main Street Birmingham	\$ 150,000.00	\$ 150,000.00	Provides technical assistance to revitalize community-based commercial areas in nine target districts.
Urban Impact-4 <sup>th</sup> Avenue Business District	\$ 188,221.00	\$ 156,503.08	Provides promotional activities for the economic revitalization of the Fourth Avenue Business District.

\* LOC: Stands for Irrevocable Letter of Credit issued by a commercial lender unconditionally available to the City for the full amount of principal and interest of the float loan.

**SECTION 3 SUMMARY REPORT  
FORM HUD-60002**

**d. Indicate any activities falling behind schedule.**

The City's program progress is satisfactory at this time. As of May 2, 2011, the City's CDBG timeliness ratio was 1.49 which is within the regulatory defined satisfactory range. While some activities do take longer than others to accomplish, the City' overall program has no activities that are behind schedule to the point to require cancellation or re-programming.

**e. Describe how activities and strategies made an impact on identified needs.**

As noted herein, all priorities identified in the City's 2010-2015 Consolidated Plan were addressed. The activities and strategies identified in Part I of this report have impacted the needs identified therein in a wide ranging manner including improved affordable housing, services to the City's homeless and special needs populations, economic development and improvement of public facilities. The City's Citizen Participation Program also continues to provide a vital communication link between the City and its 99 neighborhoods.

**f. Identify the indicators that would best describe the results.**

The factors that best describe the results are the program accomplishments for each of the formula entitlement program and the programs of the Housing Authority of the Birmingham District. These accomplishments are detailed in Part I(1) of this report entitled "assessment of the one-year goals and objectives." In summary, progress was made in all priority areas including the provision of affordable housing, provision of services to special needs populations, provision of housing and supportive services for the homeless populations, the creation of jobs for low and moderate income persons, and in providing public facility/infrastructure upgrades to areas of the City where at least 51 percent of the residents are low-and moderate income persons.

**g. Identify barriers that had a negative impact on fulfilling the strategies and overall vision.**

The City of Birmingham in its HUD approved PY 2010-2015 Five-Year Strategic Plan, assessed the negative effects of public policies, rules, and regulations impacting upon the availability of affordable housing and set forth a plan to remove or ameliorate their negative effects. It was also noted that such regulations have been enacted for good reason - to protect the Community's health and safety. It was noted, zoning ordinances, subdivision regulations, building codes, environmental regulations, design and sign ordinances, historic preservation requirements, state/federal health cords, and paperwork procedures all impact upon the availability of affordable housing.

In attempting to remove or ameliorate the negative effects of public policies, the

City, as described in its PY 2010 One-Year Action Plan included, but was not limited to, the following actions:

- Reviewed paperwork procedures impacting upon the City's adopted housing programs in an effort to streamline existing requirements.
- Continued its review of various City ordinances, codes, and regulations in an effort to reform regulations without the possible sacrifice to health and safety.
- Continued its review of design and sign ordinances which affect the aesthetics of building exteriors.

The actions undertaken by the City during PY 2010 to address negative effects of public policies are generally consistent with those actions proposed in the City's PY 2010 Action Plan. As cited in the PY 2010 Action Plan, many factors influence the cost of affordable housing (interest rates, land costs, market pressures, etc) over which local jurisdictions have little influence. However, the City as planned addressed those areas in which some impact could be made.

**h. Identify whether major goals are on target and discuss reasons for those that are not on target.**

The major priorities goals and objectives outlined in the City's 2010-2015 Consolidated Plan that were addressed during PY 2010 are generally on target as outlined in the Executive Summary, Section D, Program Highlights and Initiatives. Within these broad areas of priority need, during this reporting period the City made considerable progress on the dual programmatic goals of: 1) revitalizing low-moderate income neighborhoods through the provision of housing, economic opportunity, key services and infrastructure improvements while 2) providing a significant level of services to meet the basic needs of our citizens with the greatest needs, including the homeless, those with HIV/AIDS or with physical/mental disabilities and the very poor elderly.

Accordingly, in order to continue to seek these two broad goals, and implement a program within the areas of priority need identified within the City's five-year strategic plan, during PY 2010 the City gave priority consideration to projects/activities in the following areas:

Activities in Support of Revitalization of Neighborhoods and Communities

- 1) Construction or rehabilitation of housing for low-moderate income persons. These activities should be targeted and clustered in limited geographic areas. Rental housing that contributes to revitalization will be considered, but priority will be given to activities that support homeownership.
- 2) Provision of services in support of affordable housing, particularly to the provision of homeownership counseling, credit counseling and other services as needed.

- 3) Economic development activities in targeted geographic areas that create job opportunities for low-moderate income persons and/or provide needed services to adjacent low-moderate income neighborhoods.
- 4) Improvements to public facilities and/or public infrastructure in support of targeted housing or economic development activities.
- 5) Provision of public services that support housing and economic revitalization activities in specific targeted geographic areas.

**i. Identify any adjustments or improvements to strategies and activities that might met your needs more effectively.**

The City does not at this time anticipate future actions or changes to its PY 2010-2015 Consolidated Strategy and Five-Year Strategic Plan proposed to be made as a result of assessing its PY 2010 One-Year Action Plan Performance or experiences. The City will of course continue to seek improvements to existing strategies and activities and make adjustments as needed.

**11. Lead Based Paint:**

**Describe actions taken during the last year to evaluate and reduce lead-based paint hazards.**

The City undertook, through its Community Development Block Grant Housing Rehabilitation Programs, efforts to support lead based paint abatement for all eligible households, regardless of the presence or age of children, whose homes meet or exceed HUD action levels for abating lead-based paint.

Abatement means any set of measures designed to permanently eliminate lead-based paint hazards in accordance with standards established by appropriate Federal agencies. Such term includes:

- \* the removal of lead-based paint and lead-contaminated dust, the permanent containment or encapsulation of lead-based paint, the replacement of lead-painted surfaces or fixtures, and the removal or covering of lead-contaminated soil; and
- \* All preparation, cleanup, worker protection, disposal, and post-abatement clearance testing activities associated with such measures.

The City also undertook the following strategies for lead hazard reduction:

- a. Support of the Jefferson County Health Department (JCDH) Lead Hazard Reduction Committee by participating in this committee to provide solutions for the health and housing problems which result from lead hazards.
- b. The City supported efforts of alliance to end childhood lead poisoning at the National and State level.
- c. The City assisted the JCDH Committee in educating residents about the epidemic of childhood lead poisoning.
- d. The City supported efforts for state legislation required under Title X for approved state programs for contractor's license and worker training. The City's position continues to be that model state law should emphasize prevention through source control and elimination.
- e. The City encouraged local contractors to become certified in testing and abating lead-based paint particularly through training provided by Safe State at the University of Alabama in Tuscaloosa. Once lead is identified in a residence, the property owner must remove the lead source to eliminate the exposure.
- f. The City continued its support for the inclusion of lead hazard reduction as part of the minimum housing code; therefore, allowing for the inspection of lead when the house is otherwise being inspected or evaluated.
- g. The City requires lead hazard reduction to be part of City sponsored rehabilitation contracts, thereby abating by removal or encapsulation.
- h. The City continues to support the efforts of the Public Housing Authority to provide a lead-safe living environment.
- i. The City is considering the design of a housing program with City monetary and non-monetary incentives in order to provide lead-safe housing environments for owners and renters.
- j. The City encourages education efforts with other public agencies on the Federal, State, and Local levels.
- k. In an effort to comply with the requirements of HUD's regulation to protect young children from lead-based paint "Requirements for Notification, Evaluation and Reduction of Lead-Based Paint Hazards in Federally Owned Residential Property and Housing Receiving Federal Assistance", which went into effect September 15, 2000, the City provided the opportunity for a number of its housing inspectors to become certified in testing and abating lead-based paint particularly through training provided by Safe State at the University of Alabama in Tuscaloosa.

1. The City included in its PY 2010 Action Plan, a deferred loan option for residential rehabilitation. All residential rehabilitation loan programs funded in whole or in part with CDBG or HOME funds have a deferred loan option for funds which go to correct lead based paint problems and minimum housing code items which directly impact health and safety. Deferred loan terms require that the borrower live in the residential structure assisted through the term of the deferred loan. If a borrower remains in the structure assisted through the term of the deferred loan the loan will be forgiven. If a borrower should move from the structure assisted, rent or convey the property in any way prior the end of the term of the deferred loan then the loan becomes immediately due and payable. Periods of deferment may be for up to 15 years.

Resources/Programs:

The City undertook its lead based paint abatement efforts and strategies through its established CDBG Housing Rehabilitation Programs. All lead based paint abatement requirements are undertaken by housing developers under contract with the City to provide affordable housing in accordance with lead based paint abatement contract requirements.

Amount of Funds Invested:

The City included \$100,000 in its PY 2010 Action Plan for Lead Based Paint Hazard Compliance. These funds include equipment, inspection, risk assessment, project design interim controls, abatement, testing, training, matching funds and other costs associated with regulatory compliance.

**PART II: HOUSING:**

**HOUSING NEEDS:**

**1. Describe Actions taken during the last year to foster and maintain affordable housing.**

In this narrative, the City will discuss its accomplishments and those of other entities in providing affordable housing assistance to very low-income households (0-30% of area median income), low-income households (31%-50% of area median income), moderate income households (does not exceed 80% of area median income), middle-income households (between 80% and 95% of area median income), homeless persons, and persons with other special needs during the reporting period.

In its HUD approved PY 2010-2015 Consolidated Strategy and Plan submission, the City identified the provision of affordable housing services as a high priority need to be addressed as a part of the City's five year strategic plan. As can be seen from the attached PY 2010-2015 Five Year Consolidated Strategy Priority Needs Summary Table, the City identified the provision of affordable housing as a high priority for its very low income, low income, middle-income, and homeless residents. The City further identified

the type of assistance anticipated to be provided to renters and owners by family size and estimated the number of needed units as well as the estimated dollars to address the identified needs.

In an effort to address the affordable housing needs identified, the City developed affordable housing priorities that it would address over a five year period in an effort to provide maximum affordable housing for its most needy citizens with resources anticipated to be available.

The City's PY 2010-2015 Consolidated Plan contains a five-year Strategic Plan which sets forth the following areas of priority need.

- Provide decent and affordable housing for low and very low-income households.
- Provide down-payment assistance to first-time homebuyers meeting program income guidelines and requirements.
- Provide housing and services for populations with special needs.
- Provide housing and supportive services for homeless populations.
- Promote city wide economic development.
- Provide public facility/infrastructure activities.

Within these broad areas of priority need, during this reporting period the City made considerable progress on the dual programmatic goals of: 1) revitalizing low-moderate income neighborhoods through the provision of housing, economic opportunity, key services and infrastructure improvements while 2) providing a significant level of services to meet the basic needs of our citizens with the greatest needs, including the homeless, those with HIV/AIDS or with physical/mental disabilities and the very poor elderly.

Accordingly, in order to continue to seek these two broad goals, and implement a program within the areas of priority need identified within the City's five-year strategic plan, during PY 2010 the City gave priority consideration to projects/activities in the following areas:

#### Activities in Support of Revitalization of Neighborhoods and Communities

- 1) Construction or rehabilitation of housing for low-moderate income persons. These activities should be targeted and clustered in limited geographic areas. Rental housing that contributes to revitalization will be considered, but priority will be given to activities that support homeownership.
- 2) Provision of services in support of affordable housing, particularly to the provision of homeownership counseling, credit counseling and other services as needed.
- 3) Economic development activities in targeted geographic areas that create job opportunities for low-moderate income persons and/or provide needed services to adjacent low-moderate income neighborhoods.

- 4) Improvements to public facilities and/or public infrastructure in support of targeted housing or economic development activities.
- 5) Provision of public services that support housing and economic revitalization activities in specific targeted geographic areas.

Activities Meeting Basic Needs of Citizens with Greatest Needs

- 1) Housing rehabilitation and development for low-moderate income renters and homeowners with a particular emphasis on the very low income, the elderly, and persons with disabilities.
- 2) Public services in support of low income housing, including housing counseling, assistance to persons with disabilities, assistance to persons with HIV/AIDS, lead-based paint hazard assistance and similar services.
- 3) Provision of emergency shelter, transitional shelter and permanent housing, along with appropriate supportive services at these various levels for the homeless.
- 4) Provision of infrastructure, improvements, assistance to and/or services to provide economic opportunity for low-moderate income residents, including direct assistance and support to organizations that create opportunities and/or jobs for low-moderate income persons, or to organizations that provide essential services to persons in support of economic development, such as child care for working parents, transportation, etc.

The City has identified the activities undertaken pursuant to each of these affordable housing priorities during the reporting period in Part I(1), Assessment of one-year goals and objectives. The City has generally allocated resources to these affordable housing priorities in accordance with the priorities and specific objectives identified in the City's PY 2010-2015 Five Year Consolidated Strategy and Plan.

Also provided in Addendum A is the PY 2010 CDBG Summary of Accomplishments Report which includes the number and types of families served including the number of extremely low-income, low-income, moderate-income, and middle-income persons served during the program year.

**SPECIFIC HOUSING OBJECTIVES:**

- 1. Evaluate progress in meeting specific objective of providing affordable housing, including the number of extremely low-income, low-income, and moderate-income renter and owner households comparing actual accomplishments with proposed goals during the reporting period.**

In this narrative, the City will discuss its accomplishments and the accomplishments of

other entities in providing affordable housing assistance to very low-income households (0-30% of area median income), low-income households (31%-50% of area median income), moderate income households (does not exceed 80% of area median income), middle-income households (between 80% and 95% of area median income), homeless persons, and persons with other special needs during the reporting period.

In its HUD approved 2010-2015 Consolidated Strategy and Plan submission, the City identified the provision of affordable housing services as a high priority need to be addressed as a part of the City's five year strategic plan. As can be seen from the attached PY 2010-2015 Consolidated Strategy Five Year Priority Needs Summary Table, the City identified the provision of affordable housing as a high priority for its very low income, low income, middle-income, and homeless residents. The City further identified the type of assistance anticipated to be provided to renters and owners by family size and estimated the number of needed units as well as the estimated dollars to address the identified needs.

In an effort to address the affordable housing needs identified, the City developed affordable housing priorities and objectives, outlined in Executive Summary Section C, that it would address over a five year period in an effort to provide maximum affordable housing for its most needy citizens with resources anticipated to be available.

The City has identified the activities undertaken pursuant to each of these affordable housing priorities during the reporting period in Part 1(b)-Breakdown of the HUD-CPD formula grant funds spent on grant activities. The City has generally allocated resources to these affordable housing priorities in accordance with the priorities and specific objectives identified in the City's PY 2010-2015 Consolidated Strategy and Plan. Although some variations do exist between the number of households/persons actually assisted during the program year and the goals established for households/persons to be assisted in the City's PY 2010-2015 Consolidated Plan five year strategic plan, those differences relate to differences in actual available Federal funding as compared to planned Federal funding levels that were anticipated to be available during the program year and are not considered to be significant variations.

Also provided in Addendum A is the PY 2010 CDBG Summary of Accomplishments Report which includes the number and types of families served including the number of extremely low-income, low-income, moderate-income, and middle-income persons served during the program year.

It appears from an examination of the numbers of households and homeless persons assisted by racial and ethnic group as reflected in item 5 of CHAS Annual Performance Report Table 1 (see Addendum), that those numbers are generally consistent in the context of providing affordable housing to very-low and low income households as outlined in the City's PY 2010-2015 Five Year Priority Needs Summary Table. The City committed significant resources to the development of affordable housing during the reporting period and demonstrated progress in meeting its affordable housing priorities for those high priority and medium priority categories identified in the priority needs

table.

**2. Evaluate progress in providing affordable housing that meets the Section 215 definition of affordable housing for rental and owner households comparing actual accomplishments with proposed goals during the reporting period.**

In its HUD approved 2010-2015 Consolidated Strategy and Plan submission, the City identified the provision of affordable housing services as a high priority need to be addressed as a part of the City's five year strategic plan. These priorities are consistent with the provision of affordable housing that meets the Section 215 definition of affordable housing for low income rental and owner households.

As can be seen from the attached PY 2010-2015 Consolidated Strategy Five Year Priority Needs Summary Table, the City identified the provision of affordable housing as a high priority for its very low income, low income, middle-income, and homeless residents. The City further identified the type of assistance anticipated to be provided to renters and owners by family size and estimated the number of needed units as well as the estimated dollars to address the identified needs.

In an effort to address the affordable housing needs identified, the City developed affordable housing priorities and objectives, outlined in Executive Summary Section C, that it would address over a five year period in an effort to provide maximum affordable housing for its most needy citizens with resources anticipated to be available.

The City has identified the activities undertaken pursuant to each of these affordable housing priorities during the reporting period in Part 1(b)-Breakdown of the HUD-CPD formula grant funds spent on grant activities. The City has generally allocated resources to these affordable housing priorities in accordance with the priorities and specific objectives identified in the City's PY 2010-2015 Consolidated Strategy and Plan. Although some variations do exist between the number of households/persons actually assisted during the program year and the goals established for households/persons to be assisted in the City's PY 2010-2015 Consolidated Plan five year strategic plan, those differences relate to differences in actual available Federal funding as compared to planned Federal funding levels that were anticipated to be available during the program year and are not considered to be significant variations.

Also provided in Addendum A is the PY 2010 CDBG Summary of Accomplishments Report which includes the number and types of families served including the number of extremely low-income, low-income, moderate-income, and middle-income persons served during the program year.

It appears from an examination of the numbers of housing related households and persons assisted by racial and ethnic group as reflected in Addendum A, that those numbers are generally consistent in the context of providing affordable housing consistent with the Section 215 definition to very-low and low income households as outlined in the City's

PY 2010-2015 Five Year Priority Needs Summary Table. The City committed significant resources to the development of affordable housing during the reporting period and demonstrated progress in meeting its affordable housing priorities for those high priority and medium priority categories identified in the priority needs table.

**3. Describe efforts to address “worst case” housing needs of persons with disabilities.**

The city is committed to addressing the “worst case” housing needs of persons with disabilities. These efforts were undertaken during the program year through two primary programs.

- The Critical Repair Grant Program was funded under the CDBG program in the amount of \$2,650,529 to provide rebate grants of eligible rehabilitation expenses not to exceed \$15,000 per low to very low income homeowner. These critical repair grants provided rehabilitation to elderly homeowners who otherwise were in danger losing their home due to necessary repairs that otherwise could not be made.
- Birmingham Independent Living Center was funded under the CDBG program in the amount of \$220,000 to provide assistance to qualified disabled residential tenants and disabled homeowners to enable modifications to be made to their residences. The maximum allowable grant was \$3,000 per household.

**PUBLIC HOUSING STRATEGY:**

**1. Describe actions taken during the last year to improve public housing and resident initiatives.**

**Public Housing Improvements:**

In this section, the City must describe the Housing Authority of the Birmingham District's (HABD) performance in carrying out actions during the last year that served to:

- a. Improve the management and operation of public housing; and,
- b. Improve the living environment of very low-and other low-income families residing in public housing.

The City, the HABD, and the area HUD office have strived to establish strategies, targets, incentives and sanctions for improving the performance and management of the HABD.

The HABD, during the past year, continued its efforts to meet the management standards established by HUD and continued training and certification workshops for executive directors and other PHA officers and members. Also, the HABD has indicated that fiscal policies and analyses were established on a project based accounting for income and cost. The HABD is presently not designated as "troubled" by HUD or otherwise performing poorly. The HABD has been designated as a "High Performer"

under the Public Housing Management Assessment Program.

Also, in an effort to improve the living environment of very low-and other low-income families residing in public housing, during the past year, the HABD continued work on its HOPE VI Grant from the U.S. Department of Housing and Urban Development. The HABD is underway with Tuxedo Court Hope VI, a FY 2003 application that was approved during 2004. The Tuxedo Court public housing development stands in the heart of a renowned African-American community; Tuxedo Junction, made famous in song in the 1940's. The foundation of the HOPE VI plan is the restoration of the social fabric of the neighborhood; using a new perimeter park ("Tuxedo Green) to weave the site back into the neighborhood and reconnect the community with existing social, educational and historical institutions. The revitalization plan calls for the construction of a new mixed-income community with 306 affordable rental and for sale housing units (80-120% AMI) on site and 25 affordable replacement for-sale homes off-site (60-80% AMI). Total replacement public housing units is 135 (110 on site and 25 off site). For more details and updated summary information visit the Tuxedo Court Hope VI website at [www.tuxedohopevi.org](http://www.tuxedohopevi.org).

The City's actions undertaken during the past year compared with those proposed in its PY 2010 One-Year Action Plan are generally consistent. The City plans to continue its efforts to work with the HABD to improve the management and operation of public housing.

### **Public Housing Resident Initiatives:**

In this section, the City must describe its performance in cooperation and coordination with the Housing Authority of the Birmingham District (HABD), to increase the involvement of public housing residents in the management of their public housing, and to provide expanded home ownership opportunities to public housing residents.

The Housing Authority, Birmingham District is a quasi government agency which operates independently of the City. Its board members are appointed by the City Council. One board position is reserved to be filled by a resident of public housing.

The City is not directly involved in determining management techniques used at the Housing Authority, Birmingham District. However, through its avenue of quarterly meetings with the HABD, issues of public housing were reviewed in an effort to increase the involvement of public housing residents in management.

In an effort to expand home ownership opportunities for residents of public housing during the past year the City continued to support the HABD in its efforts to participate in available Federal programs, particularly the HOPE VI program as previously described herein. The City's actions during the past year are consistent with those proposed in its PY 2010 One-Year Action Plan.

## **BARRIERS TO AFFORDABLE HOUSING:**

### **1. Describe actions taken during the last year to eliminate barriers to affordable housing.**

The City of Birmingham in its HUD approved PY 2010-2015 Five-Year Strategic Plan, assessed the negative effects of public policies, rules, and regulations impacting upon the availability of affordable housing and set forth a plan to remove or ameliorate their negative effects. It was also noted that such regulations have been enacted for good reason - to protect the Community's health and safety.

It was noted, zoning ordinances, subdivision regulations, building codes, environmental regulations, design and sign ordinances, historic preservation requirements, state/federal health cords, and paperwork procedures all impact upon the availability of affordable housing.

In attempting to remove or ameliorate the negative effects of public policies, the City, as described in its PY 2010 One-Year Action Plan included, but was not limited to, the following actions:

- Reviewed paperwork procedures impacting upon the City's adopted housing programs in an effort to streamline existing requirements.
- Continued its review of various City ordinances, codes, and regulations in an effort to reform regulations without the possible sacrifice to health and safety.
- Continued its review of design and sign ordinances which affect the aesthetics of building exteriors.

The actions undertaken by the City during the past year to address negative effects of public policies are generally consistent with those actions proposed in the City's PY 2010 Action Plan. Many factors influence the cost of affordable housing (interest rates, land costs, market pressures, building material costs, weather related disasters and events, etc) over which local jurisdictions have little influence. However, the City as planned addressed those areas in which some impact could be made.

## **HOME**

### **1. Assessment of Relationship of HOME Funds to Goals and Objectives**

#### **a. Evaluate progress made toward meeting goals for providing affordable housing using HOME funds, including the number and types of households served.**

In its HUD approved 2010-2015 Consolidated Strategy and Plan submission, the City identified the provision of affordable housing services as a high priority need to be addressed as a part of the City's five year strategic plan. As can be seen from the attached PY 2010-2015 Consolidated Strategy Five Year Priority Needs Summary Table, the City identified the provision of affordable housing as a high priority for its very low income, low income, middle-income, and homeless residents. The City further identified the type of assistance anticipated to be provided to renters and owners by family size and estimated the number of needed units as well as the estimated dollars to address the identified needs.

In an effort to address the affordable housing needs identified, the City developed affordable housing priorities and objectives, outlined in Executive Summary Section C, that it would address over a five year period in an effort to provide maximum affordable housing for its most needy citizens with resources anticipated to be available.

The City has identified the HOME Program activities undertaken pursuant to each of these affordable housing priorities during the reporting period in Part 1(b)-Breakdown of the HUD-CPD formula grant funds spent on grant activities. The City has generally allocated resources to these affordable housing priorities in accordance with the priorities and specific objectives identified in the City's PY 2010-2015 Consolidated Strategy and Plan. Although some variations do exist between the number of households/persons actually assisted during the program year and the goals established for households/persons to be assisted in the City's PY 2010-2015 Consolidated Plan five year strategic plan, those differences relate to differences in actual available Federal funding as compared to planned Federal funding levels that were anticipated to be available during the program year and are not considered to be significant variations.

Also provided in Addendum A is the PY 2010 CDBG Summary of Accomplishments Report which includes the number and types of families served including the number of extremely low-income, low-income, moderate-income, and middle-income persons served during the program year.

It appears from an examination of the numbers of households and homeless persons assisted by racial and ethnic group as reflected in Addendum A, that those numbers are generally consistent in the context of providing affordable housing to very-low and low income households as outlined in the City's PY 2010-2015 Five Year Priority Needs

Summary Table. The City committed significant resources to the development of affordable housing during the reporting period and demonstrated progress in meeting its affordable housing priorities for those high priority and medium priority categories identified in the priority needs table.

## **2. HOME Match Report:**

The City of Birmingham is exempt from HOME Program matching requirements.

## **3. HOME MBE and WBE Report:**

Part III of HUD Form-4107 to report contracts and subcontracts with Minority Business Enterprises (MBE's) and Women's Business Enterprises (WBE's) is attached.

## **4. Assessments:**

### a. Results of on-site inspections of rental housing:

The results of on-site inspections of affordable rental housing assisted under HOME and as assessment of the HOME jurisdictions affirmative marketing actions and outreach to minority and women owned businesses. The results are as follows:

On or about June 1 of each year, the City notifies the multi-family recipients (owner) of the HOME requirement that all tenant income must be verified during the period of affordability. In addition, the owners are informed of the annual inspection of each unit assisted with HOME funds for compliance with the Minimum Housing Standards.

The City assigns a Sr. Housing Rehabilitation Specialist to inspect each multi-family complex noting any deficiencies. The Sr. Housing Rehabilitation Specialist then notifies the owner of any deficiencies and allows a reasonable time period in which to correct the deficiencies. A re-inspection is established to ensure compliance.

### b. HOME Jurisdiction's Affirmative Marketing Action:

The City requires all participants and CHDO's participating in the HOME Program to provide the City with an affirmative marketing strategy. The strategy must be in compliance with HOME regulations and of this date, all units receiving HOME funds are occupied by low/mod minority persons and/or families.

The City does not see Affirmative Fair Marketing requirements posing a problem with HOME-funded projects.

### c. Outreach to Minority and Women Owned Business:

In the PY 2010 reporting period, three contracts were awarded with a total value of \$2,190,000.00. Minority general contractors and sub-contractors were not recipients of

funding under these contracts. No minority owners of rental property were assisted under these contracts. Outreach efforts to Minority and Women Owned businesses under the City's HOME Program are ongoing in accordance with Subpart III-11(F) of the City's PY 2010 HUD Approved Action Plan.

Women-Owned Businesses

The women-owned businesses outreach program used by the City for the HOME Program has resulted in eight sub-contracts with \$562,233.08 expended at the end of the reporting period.

**ANNUAL PERFORMANCE REPORT-HOME PROGRAM  
HUD FORM-40107**

## **PART III: HOMELESSNESS:**

### **HOMELESS NEEDS:**

#### **1. Identify actions taken to address needs of homeless persons.**

In its HUD approved 2010-2015 Consolidated Strategy and Plan submission, the City identified the provision of services to the homeless as a high priority need to be addressed as a part of the City's five year strategic plan. In an effort to address the needs of the homeless, the City identified the provision of housing and supportive services for homeless populations and populations with special needs, as outlined in Executive Summary Section C, as priorities that it would address over a five year period in an effort to provide maximum affordable housing for its most needy citizens with resources anticipated to be available.

The City has identified Homeless Shelter Support Programs under its CDBG Program and ESG Program activities undertaken pursuant to each of these homeless priorities during the reporting period in Part 1(b)-Breakdown of the HUD-CPD formula grant funds spent on grant activities. The City has generally allocated resources to the needs of homeless person priorities in accordance with the priorities and specific objectives identified in the City's PY 2010-2015 Consolidated Strategy and Plan. Although some variations do exist between the number of persons actually assisted during the program year and the goals established for these programs, those differences relate to differences in actual available Federal funding as compared to planned Federal funding levels that were anticipated to be available during the program year and are not considered to be significant variations.

The City has provided in Part I, 1(b) Breakdown of the HUD-CPD, Breakdown of the HUD-CPD formula grant funds, under Priorities 3 and 4 the numbers of persons provided with provided with homeless related services through the CDBG and ESG programs.

It appears from an examination of the numbers of persons assisted, that those numbers are generally consistent in the context of providing services to the homeless. The City committed significant resources to the provision of services to the homeless during the reporting period and demonstrated progress in meeting its homeless and special needs population priorities for those high priority needs. Additionally, the City undertook the following during the past year:

#### **Continuum of Care:**

To comprehensively address the needs of the homeless, HUD-CPD developed the "Continuum of Care" concept. The Continuum of Care is a holistic approach that integrates the programs and services for the homeless. The Continuum of Care process ensures the creation of linkages with other housing and community development programs available to participating communities as well as the mainstream social services programs critical to the success of homeless assistance efforts.

The Continuum of Care process is established for all Consolidated Plan jurisdictions and other localities that receive funding under numerous HUD-CPD programs that provide resources to reduce homelessness. The Continuum of Care seeks to provide an overall umbrella for each local plan to reduce homelessness. The City under the CDBG, HOME, and ESG programs direct funds toward the goal of reducing homelessness under its Consolidated Plan and HUD's Continuum of Care strategy.

As outlined in the City's current HUD approved 2010-2015 Consolidated Plan and Action Plan, the City has assisted in the development of a Continuum of Care system in Birmingham. This effort is coordinated by the Metropolitan Birmingham Services for the Homeless (MBSH), an agency that the City has and presently supports through its Community Development Block Grant Program.

MBSH is a coalition of approximately 30 service providers working to meet the needs of the homeless population in the Birmingham area and surrounding areas. The geographic area covered includes Jefferson, Shelby, St. Clair, and Blount Counties. Membership includes the following:

**Shelters:** First Light Women's Shelter, Jimmie Hale Mission, Interfaith hospitality house, The YWCA, Salvation Army, Firehouse Shelter, Safe house.

**Service Agencies:** Traveler's Aid, Community Kitchens, JBS MH/MR Authority, AIDS Alabama, Birmingham Hospitality network, Pathways, Christian Service Mission, Birmingham Health Care, Independent Living Center, Shelby Emergency Assistance, Aletheia House, Jefferson County housing Authority, Jolene James for NAMI, urban Ministries.

**Municipal Affiliations:** City of Birmingham, City Action Partnership, Operation New Birmingham, Reggie Holloway for Shelby County Commission, Chad Richmond for State of Alabama Veterans Employment.

**Faith Based:** Ministerial Brotherhood, Highlands United Methodist Church.

The primary goal of MBSH is to coordinate Birmingham's Continuum of Care system in the homeless service arena, to identify and eliminate gaps in service, develop a community wide service plan, and to assist with the application for funds under the HUD Discretionary Grant funding.

To date the MBSH organization has been quite successful in their efforts to obtain funding directly from the U.S. Department of Housing and Urban Development. As a result of the efforts of the MBSH organizations, \$8.1 million in HUD funding through the HUD Super-NOFA was awarded in 2009, and \$7,724,689 in renewals and \$491,200 in new project funding was awarded for 2010 through HUD's Discretionary Grant. All funding will directly benefit the homeless population of Birmingham.

## **Summary of Actions Taken To Develop and Implement a Continuum of Care Strategy:**

The City continued its efforts during the past year to develop and implement a Continuum of Care strategy for the homeless, i.e., actions taken to prevent homelessness, to address the emergency shelter and transitional housing needs of homeless individuals and families (including significant Sub-populations such as those living on the streets), to help homeless persons make the transition to permanent housing and independent living.

The City's primary emphasis during the past year in continuing its efforts to develop and implement a Continuum of Care strategy that addresses each of the above referenced areas, focused upon ongoing support for the Metropolitan Birmingham Services For The Homeless (MBSH). The MBSH is a non-profit organization which the City feels has the ability to represent a broad based coalition of homeless providers in the Birmingham metropolitan area. It is the City's position that to make services to the homeless effective, it is essential to identify and promote a coalition organization that can lead the effort toward developing a comprehensive continuum of care.

The City during the past year continued its efforts to promote the MBSH as follows:

- The City continued its designation of MBSH as its coordinating agency regarding the implementation of the City's continuum of care.
- The City provided funding for MBSH to support its staff needs and plan development costs.
- The City supported MBSH in its efforts to designate a community based board to specify the services and facilities needed by the City's homeless population. The board has been designed to represent a broad spectrum of the care continuum, along with a representative from the City, Jefferson County, the United Way, and at large members for the business and religious community.
- The City supported MBSH in its efforts to develop a needs and resource assessment so as to identify available resources to address the existing needs of the homeless population.

### **Chronic Homelessness:**

The City has completed its 10-Year Plan to End Chronic Homelessness and has begun its implementation efforts through Project Homeless Connect. A copy of the City's 10-Year Plan is available on the City's Website at [www.birminghamal.gov](http://www.birminghamal.gov) under the Community Development Department. An Implementation Report summarizing the use of CDBG and ESG funds in addressing the challenges of homelessness and summarizing progress made in implementing the City's 10-Year Plan to End Chronic Homelessness is including as Addendum G of this report.

On any given night, there are over 2,500 homeless individuals in Central Alabama. In cooperation with the Interagency Project Homeless Connect is the first step in a coordinated campaign to reduce homelessness. The Fourth Annual Project Homeless Connect Event was held on Saturday, April 9, 2011 from 7:30 a.m. until 3:00 p.m. at the City's Boutwell Auditorium. Over 60 government, business, health and human services and faith-based organizations provided a range of services to Birmingham's homeless population including Medical Care, Legal Assistance, Dental Care, Mental Health Counseling, Benefit and Housing Counseling, Childcare Assistance, Haircuts, and a warm lunch. For more information about Project Homeless Connect visit [www.uwca.org](http://www.uwca.org).

**2. Identify actions to help homeless persons make the transition to permanent housing and independent living.**

To help homeless persons make the transition to permanent housing, the City undertook the following actions.

i. Activities Undertaken:

The City assisted three nonprofit and/or public providers of transitional housing to expand their capacity to more fully accommodate homeless persons (Pathways/ Transitional Shelters, YWCA/Interfaith Hospitality House, Pathways/ Downtown PATH Center).

ii. Programs/Resources:

The City provided support for the above described activities through the Community Development Block Grant Program and the Emergency Shelter Grant Program, as stated in the PY 2010 One-Year Action Plan as follows:

	<u>Actual</u>	<u>Planned</u>
Pathways Transitional Shelters (CDBG)	\$34,632	\$34,632
Pathways/Downtown PATH Center (ESG)	\$26,406	\$26,406
YWCA-Interfaith Hospitality House (CDBG)	\$41,784	\$41,784
YWCA-Interfaith Hospitality House (ESG)	\$32,075	\$32,075
ESG Match	\$65,308	\$65,308

TOTAL: \$200,205.00

iii. Geographic Distribution of Investment:

The investment of the above referenced funds was made on a city-wide basis. The City's actual performance regarding distribution was consistent with the planned city-wide distribution of funds as described in the PY 2010 One-Year Action Plan.

### **3. Identify new Federal resources obtained from the Homeless discretionary grant.**

To date the MBSH organization has been quite successful in their efforts to obtain funding directly from the U.S. Department of Housing and Urban Development. As a result of the efforts of the MBSH organizations, \$8.1 million in HUD funding through the HUD discretionary grant was awarded in 2009 and \$7,724,698 in renewals and \$491,200 in new project funding was awarded for 2010. All funding will directly benefit the homeless population of Birmingham. An application for the 2010 discretionary grant is in the planning stage.

#### **SPECIFIC HOMELESS PREVENTION ELEMENTS:**

##### **1. Identify actions taken to prevent homelessness.**

The City included a number of activities in the 2010 action plan to address individuals and families with children at imminent risk of becoming homeless. Chief among these are continued support for homeless prevention activities under the ESG program in the amount of \$33,305 as outlined under ESG Homeless Service Providers in Part I of this report. These funds are intended to assist families that have received eviction notices or notices of termination of utility services from becoming homeless. Also, the City has committed a significant portion of its housing rehabilitation budget for support of the Critical Repair Grant Program in the amount of \$2,650,529.00 as outlined under CDBG Housing for Special Needs Populations in Part I of this report. This program is designed to assist families with critical repairs to their homes such as heating systems, cooling systems, roofing problems, etc., that if not repaired place families in imminent risk of becoming homeless.

#### **EMERGENCY SHELTER GRANTS (ESG):**

1. Identify actions to address emergency shelter and transitional housing needs of homeless individuals and families (including significant subpopulations such as those living on the streets).

In its HUD approved 2010-2015 Consolidated Strategy and Plan submission, the City identified the provision of emergency shelter and transitional housing services to the homeless as a high priority needs to be addressed as a part of the City's five year strategic plan. In an effort to address these needs, the City identified the provision of housing and supportive services for homeless populations and populations with special needs, as outlined in Executive Summary Section C, as priorities that it would address over a five year period in an effort to provide maximum affordable housing for its most needy citizens with resources anticipated to be available.

The City has identified Homeless Shelter Support Programs under its CDBG Program and ESG Program activities undertaken pursuant to each of these homeless priorities during the reporting period as outlined in Part I of this report under the CDBG and ESG Homeless Service Providers. The City has generally allocated resources to the needs of

homeless person priorities in accordance with the priorities and specific objectives identified in the City's PY 2010-2015 Consolidated Strategy and Plan. Although some variations do exist between the number of persons actually assisted during the program year and the goals established for these programs, those differences relate to differences in actual available Federal funding as compared to planned Federal funding levels that were anticipated to be available during the program year and are not considered to be significant variations.

It appears from an examination of the numbers of persons assisted, that those numbers are generally consistent in the context of providing services to the homeless. The City committed significant resources to the provision of services to the homeless during the reporting period and demonstrated progress in meeting its homeless and special needs population priorities for those high priority needs.

## **2. Assessment of Relationship of ESG Funds to Goals and Objectives.**

### **a. Evaluation of progress made in using ESG funds to address homeless and homeless prevention needs, goals, and specific objectives established in the Consolidated Plan.**

The City undertook a number of actions during PY 2010 with ESG funds to address homeless and homeless prevention goals, objectives, and priorities established in the Consolidated Plan.

The City has addressed the Emergency Shelter Grant section of the Executive Summary of this report the activities undertaken; resources/programs provided for each of the following priorities identified in the City's HUD approved PY 2010-2015 Consolidated Plan. They are as follows:

- Priority Number 3: Provide housing and services for populations with special needs.
- Priority Number 4: Provide housing and supportive services for homeless populations.

Please refer to part I (1(b), breakdown of the HUD-CPD formula grant funds spent on grant activities, of this report for the detailed description of activities undertaken for each of the above referenced priorities relating to addressing the needs of homeless persons.

### **b. Detail how ESG projects are related to implementation of comprehensive homeless planning strategy, including the number and types of individuals and persons in households served with ESG funds.**

The ESG projects listed in the ESG portion of the Executive Summary relate directly to the priorities outlined in the City's 2010-2015 Consolidated Plan and its homeless planning strategy. The City has identified Homeless Shelter Support Programs

under its CDBG Program and ESG Program activities undertaken pursuant to each of these homeless priorities during the reporting period in Part 1(b)-Breakdown of the HUD-CPD formula grant funds spent on grant activities. The City has generally allocated resources to the needs of homeless person priorities in accordance with the priorities and specific objectives identified in the City's PY 2010-2015 Consolidated Strategy and Plan. Although some variations do exist between the number of persons actually assisted during the program year and the goals established for these programs, those differences relate to differences in actual available Federal funding as compared to planned Federal funding levels that were anticipated to be available during the program year and are not considered to be significant variations.

The City has provided in Part I, 1(b) Breakdown of the HUD-CPD, Breakdown of the HUD-CPD formula grant funds, under Priorities 3 and 4 the numbers of persons provided with provided with homeless related services through the CDBG and ESG programs.

### **3. Matching Resources:**

#### **a. A Description Of The Sources And Amounts of Funds Used To Meet The Match Requirements Of The ESG Program:**

Funding under the ESG programs requires that each grant recipient supplement its grant with equal amount of matching funds from other sources. In calculating the match, the following may be used:

1. Value of donated material or building;
2. Value of any lease on a building;
3. Salary paid to staff in carrying-out ESG activities;
4. Volunteer hours for services at \$5.00 per hour.

PY 2010 ESG Grant Amount: \$291,788.00

Match-Volunteer Hours: \$291,788.00

Match documentation for each ESG Sub-grantee is maintained in the Contract file of the Community Development Department.

**b. ESG Supplemental Match Provided by the CDBG Program:**

CITY OF BIRMINGHAM  
DEPARTMENT OF COMMUNITY DEVELOPMENT

SUPPLEMENTAL MATCH IN SUPPORT OF MCKINNEY-VENTO PROGRAMS  
(ESG)

July 1, 2011

In accordance with the guidance received on January 6, 2009 from June Franklin, HUD-CPD Program Manager, regarding a final rule published in the Federal Register on December 11, 2008, in regard to Matching Requirements in the McKinney-Vento Act Programs, the following supplemental match information is provided. These federal funds have been provided by the City of Birmingham, Alabama in support of homeless housing programs and accordingly meet the matching funds definition as outlined at 576.51 (attached).

<b><u>PY 2007</u></b>	<b><u>TOTAL ESG</u></b>	<b><u>CDBG MATCH</u></b>
Family Connection	\$74,672.00	\$0
Urban Ministry	\$13,890.00	\$20,622.00
Pathways/Downtown Path Center	\$26,612.00	\$65,619.00
Pathways/Transitional Shelters	\$37,318.00	\$31,484.00
Cooperative Downtown Ministries	\$36,250.00	\$43,172.00
First Light	\$19,648.00	\$33,600.00
Interfaith Hospitality House	\$27,990.00	\$37,985.00
YWCA	\$32,330.00	\$55,447.00
Bridge Ministries	<u>\$26,874.00</u>	<u>\$30,802.00</u>
Total	\$295,584.00	\$318,731.00

<b><u>PY 2008</u></b>	<b><u>TOTAL ESG</u></b>	<b><u>CDBG MATCH</u></b>
Family Connection	\$74,672.00	\$0
Urban Ministry	\$13,890.00	\$20,622.00
Pathways/Downtown Path Center	\$26,612.00	\$65,619.00
Pathways/Transitional Shelters	\$37,318.00	\$31,484.00
Cooperative Downtown Ministries	\$36,250.00	\$43,172.00
First Light	\$19,648.00	\$33,600.00
YWCA/Interfaith Hospitality House	\$27,990.00	\$37,985.00
YWCA	\$32,330.00	\$55,447.00
Bridge Ministries	<u>\$26,874.00</u>	<u>\$30,802.00</u>
Total	\$295,584.00	\$318,731.00

<b><u>PY 2009</u></b>	<b><u>TOTAL ESG</u></b>	<b><u>CDBG MATCH</u></b>
Family Connection	\$74,090.00	\$0
Urban Ministry	\$13,790.00	\$20,622.00
Pathways/Downtown Path Center	\$26,406.00	\$65,619.00
Pathways/Transitional Shelters	\$37,025.00	\$31,484.00
Cooperative Downtown Ministries	\$35,965.00	\$43,172.00
First Light	\$19,495.00	\$33,600.00
YWCA/Interfaith Hospitality House	\$27,770.00	\$37,985.00
YWCA	\$32,075.00	\$55,447.00
Bridge Ministries	<u>\$26,665.00</u>	<u>\$30,802.00</u>
Total	\$293,281.00	\$318,731.00

<b><u>PY 2010</u></b>	<b><u>TOTAL ESG</u></b>	<b><u>CDBG MATCH</u></b>
Family Connection	\$74,090.00	\$0
Urban Ministry	\$13,790.00	\$22,684.00
Pathways/Downtown Path Center	\$26,406.00	\$65,688.00
Pathways/Transitional Shelters	\$35,532.00	\$34,632.00
Cooperative Downtown Ministries	\$35,965.00	\$47,490.00
First Light	\$19,495.00	\$36,960.00
YWCA/Interfaith Hospitality House	\$27,770.00	\$41,784.00
YWCA	\$32,075.00	\$60,991.00
Bridge Ministries	<u>\$26,665.00</u>	<u>\$33,882.00</u>
Total	\$291,788.00	\$344,111.00

<b><u>PY 2011</u></b>	<b><u>TOTAL ESG</u></b>	<b><u>CDBG MATCH</u></b>
Family Connection	\$74,090.00	\$0
Urban Ministry	\$13,790.00	\$22,684.00
Pathways/Downtown Path Center	\$26,406.00	\$65,688.00
Pathways/Transitional Shelters	\$35,532.00	\$34,632.00
Cooperative Downtown Ministries	\$35,965.00	\$47,490.00
First Light	\$19,495.00	\$36,960.00
YWCA/Interfaith Hospitality House	\$27,770.00	\$41,784.00
YWCA	\$32,075.00	\$60,991.00
Bridge Ministries	<u>\$26,665.00</u>	<u>\$33,882.00</u>
Total	\$291,788.00	\$344,111.00

**4. Method of Distribution:**

All Emergency Shelter Grant funding is awarded through a request for proposal process conducted annually as a part of the City’s Action Plan Development process. All awards are made by the Mayor as authorized by the Birmingham City Council .

**5. Activity and Beneficiary Data:**

**a. ESG Beneficiary and ESGP Expenditures:**

Activity data is collected monthly in the form of monthly progress reports in accordance with ESG Contractual requirements. Beneficiary data is also collected annually as a part of the preparation of the CAPER report and is entered into the Integrated Disbursement and Information System (IDIS) as required by HUD. This information is also contained in the Emergency Shelter Grant section of the Executive Summary. There are no problems to report relative to collecting, reporting, or evaluating the reliability of this information.

The past year ESG obligations and expenditure of ESG funds by type of activity are as follows:

Essential Services: \$	32,600.00
Operation & Maintenance:	\$225,883.00
Homeless Prevention:	\$38,305.00

Total: \$291,788.00

**b. Homeless Discharge Coordination:**

As a part of the government developing and implementing a homeless discharge coordination policy, ESG homeless prevention funds may be used to assist very-low income individuals and families at risk of becoming homeless after being released from publicly funded institutions such as health care facilities, foster, care or other youth facilities, or corrections institutions or programs. The City is instituting a homeless discharge coordination policy, and assessing how ESG homeless prevention funds are being used in this effort. The City, as a part of its development of a 10-Year Plan to End Chronic Homelessness, to the maximum extent practicable and where appropriate, plans to begin the process of developing policies and protocols for the discharge of persons from publicly funded institutions or systems of care such as health care facilities, foster care or other youth facilities, or correction programs and institutions in order to prevent such discharge from immediately resulting in homelessness for such persons. In so doing, the City recognizes that there are limits to its authority to direct or influence discharge policies of State and Federal Institutions or other such facilities over which it

has no authority or control. It is also recognized that ESG funding may not be used to assist such persons in place of state and local resources. Given these restrictions, the City plans to proceed as described.

## **PART IV: COMMUNITY DEVELOPMENT**

### **1. Assessment of Relationship of CDBG Funds to Goals and Objectives.**

#### **a. Assessment Of The Use of CDBG Funds in relation to the priorities, needs, goals, and specific objectives in the Consolidated Plan, particularly the highest priority activities.**

In its 2010-2015 Consolidated Plan five-year strategic plan, the City identified six priorities for the five-year planning period. These priorities were developed based on need identified in the City's PY 2010-2015 Consolidated Strategy and Plan and the anticipated programs/resources to meet those identified priorities. CDBG funding was allocated to all six priorities during PY 2010 as outlined in Part I (1) (b) which provides a breakdown of the HUD-CPD formula grant funds spent on grant activities for each goal and objective.

The activities undertaken, the programs provided, the funds invested, the geographic distribution of that investment, and the pattern of actual investment compared to planned investment described are generally consistent with planned performance as set out in the City's five year affordable housing priorities. Although actual investment of funds compared to planned investment varied from program to program, overall the units of housing rehabilitated to promote the availability of affordable housing reflected significant effectiveness of performance in the activities undertaken.

#### **b. Evaluate progress made toward meeting goals for providing affordable housing using CDBG funds, including the number and types of households served.**

The City identified the following Affordable Housing Priorities in its PY 2010-2015 Five Year Strategic Plan.

1. Provide decent and affordable housing for low and very low-income households.
2. Provide down-payment assistance to first-time homebuyers meeting program income guidelines and requirements.
3. Provide housing and services for populations with special needs; Provide housing and supportive services for homeless populations.

The City during PY 2010 undertook a number of programs and activities as described in Part I (1) (b) which provides a breakdown of the HUD-CPD formula grant funds spent on grant activities for each goal and objective to address the five year priorities of promoting

affordable housing for low income renters and homeowners, and to provide affordable housing opportunities for first time home buyers. The numbers of persons served are also contained in the PY 2010 CDBG Summary of Accomplishments Report in Addendum A.

The activities undertaken, the programs provided, the funds invested, the geographic distribution of that investment, and the pattern of actual investment compared to planned investment described are generally consistent with planned performance as set out in the City's five year affordable housing priorities. Although actual investment of funds compared to planned investment varied from program to program, overall the units of housing rehabilitated to promote the availability of affordable housing reflected significant effectiveness of performance in the activities undertaken.

**c. Indicate the extent to which CDBG funds were used for activities that benefited extremely low-income, low-income, and moderate-income persons.**

The Financial Status Report listed in the addendum of this report reflects that \$3,816,637.28 of CDBG funding spent for program activities benefited low-and moderate income persons representing 83.19% of all CDBG funds expended. This is well in excess of the regulatory requirement of 70% that must be expended to benefit extremely low-income, low-income, and moderate-income persons.

**2. Changes in Program Objectives.**

**a. Identify the nature of and the reasons for any changes in program objectives and how the jurisdiction would change its program as a result of its experiences.**

The City does not at this time anticipate future actions or changes to its PY 2010-2015 Consolidated Strategy and Five-Year Strategic Plan proposed to be made as a result of assessing its PY 2010 One-Year Action Plan Performance or experiences.

**3. Assessment of Efforts in Carrying Out Planned Actions.**

**a. Indicate how grantee pursued all resources indicated in the Consolidated Plan.**

The City pursued all resources that it indicated it would pursue during PY 2010:

The City identified in Part I of this report the resources made available during PY 2010 within the jurisdiction versus the resources planned to be available during PY 2010. The resources made available during PY 2010 are generally consistent with the resources identified in the City's PY 2010 Action Plan.

**b. Indicate how the grantee provided certifications of consistency in a fair and impartial manner.**

During PY 2010, the City supported all requested certifications of consistency for HUD

programs that it received from non-profit organizations and other entities relating to the City's identified priorities as listed in its Consolidated Plan. Copies of the certifications are on file in the Department of Community Development.

**c. The City did not hinder in any way its Consolidated Plan implementation by action or willful inaction.**

During PY 2010, the City undertook every reasonable and prudent action to promote the implementation of its PY 2010 Action Plan.

**4. For Funds Not Used for National Objectives:**

**a. Indicate how use of CDBG funds did not meet national objectives.**

During the reporting period, all CDBG funds were used exclusively for activities that met the criteria for national objectives as outlined at 24 CFR 570.208 by either benefiting low-and moderate income persons or by aiding in the prevention or elimination of slums or blight.

**b. Overall Benefit Certification:**

The aggregate use of CDBG funds including Section 108 guaranteed loans during the reporting period principally benefited persons of low and moderate income. The City ensured that at least 70% of the CDBG amounts expended were for activities that benefited such persons. As previously stated, the Financial Status Report, contained in the Addendum, reflects that 83.19% of CDBG funds expended were for activities that benefited low-and moderate income persons.

**5. Anti-displacement and Relocation-for activities that involve acquisition, rehabilitation, or demolition of occupied real property.**

**a. Describe steps actually taken to minimize the amount of displacement resulting for the CDBG assisted activities.**

The City did not undertake any specific activities during the reporting period that involved the acquisition, rehabilitation, or demolition of occupied real property.

**b. Describe steps taken to identify households, businesses, farms or nonprofit organizations who occupied properties subject to the Uniform Relocation Act or Section 104(d) of the Housing and Community Development Act of 1974, as amended, and whether or not they were displaced, and the nature of their needs and preferences.**

As noted above, the City did not undertake any specific activities during the

reporting period that involved the acquisition, rehabilitation, or demolition of occupied real property. Accordingly, it was not necessary to identify any households, businesses, farms or non profit organizations who occupied properties subject to the Uniform Relocation Act.

**c. Describe steps taken to ensure the timely issuance of information notices to displaced households, businesses, farms, or nonprofit organizations.**

Should displacement occur as a result of any CDBG funded activity, the City would provide assistance pursuant to its published Anti-Displacement and Relocation Assistance Plan, copies of which are available for inspection in the City's Community Development Department, Housing Division; 710 North 20th Street Room 700; Birmingham, Al 35203. The timely issuance of information notices to displaced households, businesses, farms, or nonprofit organizations would be undertaken in accordance with the Uniform Relocation Act and in accordance with the City's Anti-Displacement and Relocation Assistance Plan.

**6. Low/Mod Job Activities. For economic development activities undertaken where jobs were made available but not taken by low-or moderate – income persons.**

**a. Describe actions taken by the grantee and businesses to ensure first consideration was or will be given to low-mod persons.**

The City did not undertake any Economic Development Activities via its Float Loan Program in PY 2010. As a result, there were no activities that involved the creation of new full time equivalent jobs for low-and moderate income persons. When funded, program requirements stipulate that low-and moderate income persons must be give first consideration for new jobs created as a result of these activities and failure to do so constitutes grounds for loan default and immediate repayment of CDBG assistance.

**b. List by job title all the permanent jobs created/retained and those that were made available to low/mod persons.**

**New Jobs Created:**

Officials and Managers: 0

Professional: 0

Technicians: 0

Sales: 0

Office and Clerical: 0

Craft Workers (skilled): 0

Operatives (semi-skilled): 0

Laborers (unskilled): 0

Service Workers: 0

Total: 0

**Jobs Retained:**

Officials and Managers: 0  
Professional: 0  
Technicians: 0  
Sales: 0  
Office and Clerical: 0  
Craft Workers (skilled): 0  
Operatives (semi-skilled): 0  
Laborers (unskilled): 0  
Service Workers: 0  
Total: 0

- c. If any of jobs claimed as being available to low/mod persons require special skill, work experience, or education, provide a description of steps being taken or that will be taken to provide such skills, experience, or education.**

Borrowers are required as a condition of the financial assistance to provide necessary training, education, etc., necessary to recruit low/mod persons. Failure to do so shall be grounds for loan default and immediate repayment of CDBG assistance.

**7. Low/Mod Limited Clientele Activities-for activities not falling within one of the categories of presumed limited clientele low and moderate income benefit.**

- a. Describe how the nature, location, or other information demonstrates the activities benefit a limited clientele at least 51% for whom are low-and moderate-income.**

Limited Clientele activities are those activities which benefit a limited clientele, at least 51% of whom are low-or moderate-income persons. Activities that exclusively serve a group of persons in any one or a combination of the following categories may be presumed to benefit persons, 51% of whom are low-and moderate income: abused children, battered spouses, elderly persons, adults meeting the Bureau of the Census' Current Population Reports definition of "severely disabled," homeless persons, illiterate adults, persons living with AIDS, and migrant farm workers.

For those activities that the City undertook during the reporting period which served a limited clientele not falling within one of the categories of presumed limited clientele low and moderate income benefit, the City required information on family size and income so that it was evident that at least 51% of the clientele were persons whose family income did not exceed the low and moderate income limit.

**8. Program Income Received:**

Program income means gross income received by the City or a sub-recipient

directly generated from the use of CDBG funds, except as provided at 24 CFR 570.500(a) (4). According to IDIS C04PR26 CDBG Financial Summary for PY 2010, the City received a total of \$375,279.00 in CDBG Program income. This program income includes:

- a. The amount of program income reported that was returned to each individual revolving fund (e.g., housing rehabilitation and economic development)
- b. The amount of program income repaid on each float-funded activity.

## **9. Prior Year Adjustments**

As reflected on the CDBG Financial Summary Report contained in the Addendum, there were no prior year adjustments.

## **10. Loans and Other Receivables**

The City has reported on the CDBG Financial Summary Attachment contained in the Addendum the following loans and other receivables which are outstanding as of the end of the reporting period:

- a. The principal balance for each float-funded activity outstanding as of the end of the reporting period and the date by which the funds are expected to be received.
- b. The total number of other loans outstanding and the principal balance owed as of the end of the reporting period (e.g. housing rehabilitation and Section 108).
- c. There were no outstanding loans that were deferred or forgivable, or had a principal balance owed as of the end of the reporting period, and had terms of the deferral or forgiveness.
- d. There were no loans made with CDBG funds that have gone into default and for which the balance was forgiven or written off during the reporting period.
- e. List of the parcels of property owned by the grantee or its sub recipients that have been acquired or improved using CDBG funds and that are available for sale as of the end of the reporting period. There were none for the reporting period, so this information is not included on the referenced CDBG Financial Summary Attachment.

## **11. Lump Sum agreements**

There were no lump sum agreements during the reporting period.

## **12. Housing Rehabilitation-for each type of rehabilitation program for which projects/units were reported as completed during the program year.**

- a. Identify the type of program and number of projects/units completed for each**

**program.**

**b. Provide the total CDBG funds involved in the program.**

**c. Detail other public and private funds involved in the project.**

This information is provided in the Part I, 1(b) Breakdown of the HUD-CPD formula grant funds spent on grant activities under Affordable Housing Priorities 1 and 2. The types of affordable housing programs provided, the numbers of units completed or persons served, and the funds involved are listed. Also provided in Addendum A is the PY 2010 CDBG Summary of Accomplishments Report which includes the number and types of families served including the number of extremely low-income, low-income, moderate-income, and middle-income persons served during the program year.

### **13. Neighborhood Revitalization Strategies.**

The City does not have a HUD-approved neighborhood revitalization strategy area. The City has received a Federally-designated Enterprise Community (EC) Designation for the West End and Smithfield communities (Census Tracts 29, 30.02, 39, and 40). EC funds are spent in accordance with the EC strategic plan and by ensuring that residents, stakeholders and the public participate in the decision making process regarding resource allocations within the EC. All reports that are required as a part of the EZ/EC process are on file in the City's Community Enterprise Division of the Mayor's Office, 710 North 20th Street-2nd Floor; Birmingham, Al 35203.

### **ANTIPOVERTY STRATEGY:**

#### **Actions to Reduce the Number of Households with Incomes below the Poverty Line:**

The City continued its efforts to provide affordable housing and other services to households with incomes below the poverty line, as defined by the Office of Management and Budget and revised annually. These households included the homeless, low and very low income families, and possibly low-moderate income families. During the reporting period, 83.19% of the City's CDBG allocation benefited low-, very-low, and low-moderate income households. A detailed listing of the priorities addressed during the reporting period to assist low, very low, and low-moderate income persons is contained in Part I of this report.

The City's efforts to reduce the number of households with incomes below the poverty line included, but was not be limited to, the provision of affordable housing and related services and the provision of human needs services. These activities and efforts included affordable housing for low and very-low income homeowners and renters, child care financial assistance for the working poor and homeless, training and educational assistance instruction, drug prevention training/drug recovery services, emergency food services, home ownership opportunity programs and counseling, fair housing services, legal services, and a continuum of care for the homeless including transitional and emergency shelter services leading to self sufficiency.

The City continued to make every effort through the programs outlined in Part I of this report to reduce the number of families whose incomes are below the poverty line.

### **NON-HOMELESS SPECIAL NEEDS:**

#### **1. Identify actions taken to address special needs of persons that are not homeless but require supportive housing, (including persons with HIV/AIDS and their families).**

The City undertook a number of actions during the reporting period as outlined in Part I of this report under Priority # 3 “Provide Housing and Services for Populations with Special Needs” to address the needs of persons that are not homeless but require supportive housing, including persons with HIV/AIDS and their families. These actions include the following:

The City undertook to support applications submitted by local nonprofit organizations to increase the availability of housing for people with AIDS through the HOPWA program. The City's efforts to increase the availability of housing for people with AIDS was consistent with its planned goals to assist one local nonprofit organization as stated in the PY 2010 One-Year Action Plan. A detailed description of the HOPWA Program and the specific goals and objectives is contained in the HOPWA Program Section of this report.

Additionally, the City supported through ESG, programs to prevent homelessness particularly for those persons who are not homeless but in danger of becoming homeless. Chief among these are continued support for homeless prevention activities under the ESG program in the amount of \$33,305 as outlined in the Emergency Shelter Grant Program section of the Executive Summary. These funds are intended to assist families that have received eviction notices or notices of termination of utility services from becoming homeless.

Also, the City has committed a significant portion of its housing rehabilitation budget for support of the Critical Repair Grant Program in the amount of \$2,650,529.00 as outlined in Part I of this report under CDBG Rehabilitation Activities. This program is designed to assist families with critical repairs to their homes such as heating systems, cooling systems, roofing problems, etc., that if not repaired place families in imminent risk of becoming homeless.

### **SPECIFIC HOPWA OBJECTIVES:**

This portion of the CAPER report has been prepared for the City of Birmingham by AIDS Alabama, Inc. The specific HOPWA objectives have been addressed in the HOPWA CAPER Report which is contained in Addendum E. Generally, HOPWA funds were utilized in the following areas: Rental Assistance, Supportive Services, Operating Costs, Rehabilitation/Acquisition, & Resource Identification as outlined in the HOPWA Executive Summary of this report.

## **PART V: OTHER NARRATIVE:**

### **1. LOCAL PERFORMANCE MEASUREMENT SYSTEM:**

On June 10, 2005, HUD's Office of Community Planning and Development (CPD) published a notice in the Federal Register titled, "Notice of Proposed Outcome Performance Measurement System for Community Planning and Development Formula Grant Programs; Requests for Comments. The notice described an outcome performance measurement system that was developed for grantees that receive funding from CDBG, HOME, ESG and HOPWA.

The system was developed by a joint working group made of members of the Council of State Community Development Agencies (COSCDA), the National Community Development Association (NCDA), the National Association for County Community Economic Development (NACEED), the National Association of Housing and Redevelopment Officials (NAHRO), the National Council of State Housing Agencies (NCSHA), CPD, HUD's Office of Policy Development and Research (PD&R), and the Office of Management and Budget (OMB). The June 10, 2005 notice described the proposed system and solicited comments from the public, particularly from formula program grantees. A final notice was developed and published on March 7, 2006.

As a result, beginning in April, 2006 the HUD Integrated Disbursement and Information System (IDIS) began requiring the following selections to be made for each activity that was entered into the system and listed as underway. Depending on the selections made additional screens were developed for the entry of program related information that was relevant to the specific selections made. This additional information was referred to as indicators to assist HUD in determining whether or not an outcome was occurring in a satisfactory manner. The mandatory selections to be made are as follows:

**For each activity an Objective and an Outcome must be selected and entered. The selections among these categories are as follows:**

#### **OBJECTIVES:**

- 1. Suitable Living Environment.**
- 2. Decent Housing.**
- 3. Economic Opportunity.**

#### **OUTCOMES:**

- 1. Availability/Accessibility: Makes basics available to LMI persons.**
- 2. Affordability: Makes an activity more affordable for LMI persons.**
- 3. Sustainability: Using resources in a targeted area to help make that area more viable.**

To comply with these requirements, the following Objectives and Outcomes have been entered into the IDIS system for each of the following activities with all key indicators and data field items completed.

**COMMUNITY DEVELOPMENT BLOCK GRANT PROGRAM:**

**ADMINISTRATION:**

**PERFORMANCE MEASURE OBJECTIVE: N/A**

**PERFORMANCE MEASURE OUTCOME: N/A**

**PLANNING & MANAGEMENT:**

**Metropolitan Birmingham Services for the Homeless:**

Assistance to MBSH, a non-profit organization, to provide for the administration of the City's HUD approved Continuum of Care for homeless persons.

**PERFORMANCE MEASURE OBJECTIVE: #1- Suitable Living Environment**

**PERFORMANCE MEASURE OUTCOME: #1 - Availability/Accessibility**

**REPAYMENTS OF SECTION 108 LOAN PRINCIPAL:**

**PERFORMANCE MEASURE OBJECTIVE: N/A**

**PERFORMANCE MEASURE OUTCOME: N/A**

**INTERIM FLOAT LOAN PROGRAM- ECONOMIC DEVELOPMENT:**

**HISTORIC PRESERVATION (570.202(d)):**

**PERFORMANCE MEASURE OBJECTIVE: #3-Economic Opportunity**

**PERFORMANCE MEASURE OUTCOME: #3-Sustainability.**

**TECHNICAL ASSISTANCE (570.201(p)):**

**Birmingham Beacon Program-Main Street Birmingham, Inc:**

A non-profit corporation established to coordinate the Birmingham Beacon Program whose goal is to revitalize community-based commercial areas in nine target districts throughout the city. Agency will work with merchants and with the business community to help organize, promote, market and manage these districts.

**PERFORMANCE MEASURE OBJECTIVE: #3-Economic Opportunity**

**PERFORMANCE MEASURE OUTCOME: #3-Sustainability.**

**HOUSING REHABILITATION ACTIVITIES**

**Program Costs:** Costs associated with rehabilitation services.

**PERFORMANCE MEASURE OBJECTIVE: #2-Decent Housing**

**PERFORMANCE MEASURE OUTCOME: #2-Affordability**

**Single Family Activities/ Housing Rehabilitation:**

**Rehabilitation Loan Program:**

Provides long term financing up to 30 years for low-moderate income homeowners for the rehabilitation of owner-occupied single family structures, re-construction of single family houses and long term financing of reconstruction.

**PERFORMANCE MEASURE OBJECTIVE: #2-Decent Housing**

**PERFORMANCE MEASURE OUTCOME: #2-Affordability**

**Deferred Payment Loan Program:**

Provides loans to elderly (62 years or older) and disabled low income homeowners up to a maximum of \$15,000.

**PERFORMANCE MEASURE OBJECTIVE: #2-Decent Housing**

**PERFORMANCE MEASURE OUTCOME: #2-Affordability**

**Lead Based Paint Hazard Compliance and Matching Funds:**

Funds for lead based paint regulatory compliance. Includes equipment, inspection, risk assessment, project design, interim controls, abatement, testing, training, matching funds and other costs associated with regulatory compliance.

**PERFORMANCE MEASURE OBJECTIVE: #2-Decent Housing**

**PERFORMANCE MEASURE OUTCOME: #2-Affordability**

**Critical Repair Grant Program:**

Provides rebate grants of eligible rehabilitation expenses not to exceed \$5,000 per low to very low income homeowner.

**PERFORMANCE MEASURE OBJECTIVE: #2-Decent Housing**

**PERFORMANCE MEASURE OUTCOME: #1-Availability/Accessibility**

**Property Acquisition/Demolition:**

Provides for acquisition of real property and related demolition costs associated with housing rehabilitation activities. Includes the clearance, demolition, transfer of and removal of buildings and improvements.

**PERFORMANCE MEASURE OBJECTIVE: #2-Decent Housing**

**PERFORMANCE MEASURE OUTCOME: #3-Sustainability**

**Homebuyer Assistance Program:**

Provision of down payment assistance and related closing costs to qualified low and moderate income home buyers for the purchase of single family residential properties.

**PERFORMANCE MEASURE OBJECTIVE: #2-Decent Housing**

**PERFORMANCE MEASURE OUTCOME: #2-Affordability**

**Relocation:**

Funds to assist low to moderate income families and businesses with relocation expenses mandated by the Uniform Relocation Act.

**PERFORMANCE MEASURE OBJECTIVE: #2-Decent Housing**

**PERFORMANCE MEASURE OUTCOME: #3-Sustainability**

**Warranty Program:**

Provision of needed warranty rehabilitation to low and moderate income homeowners and renters.

**PERFORMANCE MEASURE OBJECTIVE: #2-Decent Housing**

**PERFORMANCE MEASURE OUTCOME: #1-Availability/Accessibility**

**Mortgage Redemption Program:**

Redemption and/or purchase of first liens on rehabilitated property in which the City holds a mortgaged interest.

**PERFORMANCE MEASURE OBJECTIVE: #2-Decent Housing**

**PERFORMANCE MEASURE OUTCOME: #1-Availability/Accessibility**

**Multi-Family Activities:**

**Multi-Family Loan Program:**

Provides low interest loans for multi-family structures to encourage the rehabilitation of sub-standard or aging housing.

**PERFORMANCE MEASURE OBJECTIVE: #2-Decent Housing**

**PERFORMANCE MEASURE OUTCOME: #2-Affordability**

**Non-Profit Housing Activities:**

Assistance to non-profit organizations to provide rehabilitation services including the preparation of work specifications, loan/application processing, inspections, and other services related to assisting owners, tenants, contractors, and other entities participating or seeking to participate in rehabilitation activities authorized under 24 CFR 570.202.

**PERFORMANCE MEASURE OBJECTIVE: #2-Decent Housing**

**PERFORMANCE MEASURE OUTCOME: #2-Affordability**

**Birmingham Independent Living Center:**

Provides assistance to qualified disable residential tenants and disabled homeowners to enable modifications to be made to their residence at a maximum of \$3,000 per household.

**PERFORMANCE MEASURE OBJECTIVE: #2-Decent Housing**

**PERFORMANCE MEASURE OUTCOME: #1-Availability/Accessibility**

**Outreach, Inc:**

Provide housing rehabilitation and neighborhood revitalization activities city wide, including homeownership opportunities. Provide direct service grants to qualified homeowners and assist homeowners in identification, access, and management of rehabilitation/construction resources. Also provide construction/rehabilitation services and assistance to other agencies and non-profits in targeted areas for revitalization.

**PERFORMANCE MEASURE OBJECTIVE: #2-Decent Housing**

**PERFORMANCE MEASURE OUTCOME: #2-Affordability**

**Rising West Princeton Corporation:**

Provide rehabilitation services & support and provide acquisition and rehabilitation activities in Rising West Princeton.

**PERFORMANCE MEASURE OBJECTIVE: #2-Decent Housing**  
**PERFORMANCE MEASURE OUTCOME: #2-Affordability**

**Greater Birmingham Habitat for Humanity:**

Provide housing rehabilitation services through the Habitat for Humanity Rehabilitation Program.

**PERFORMANCE MEASURE OBJECTIVE: #2-Decent Housing;**  
**PERFORMANCE MEASURE OUTCOME: #2-Affordability.**

**Birmingham Baptist Assoc. Fdn. - Worldchangers Rehabilitation Program:**

Provide housing rehabilitation services through the Worldchangers Rehabilitation Program.

**PERFORMANCE MEASURE OBJECTIVE: #2-Decent Housing;**  
**PERFORMANCE MEASURE OUTCOME: #2-Affordability.**

**PUBLIC SERVICE ACTIVITIES: {570.201(e)}**

**Community Resource Program Activities (40%):**

To provide support for approximately 40% of the costs associated with implementation of the City's Citizen Participation Plan and the provision of services to approximately 100 neighborhood organizations.

**PERFORMANCE MEASURE OBJECTIVE: #1-Suitable Living Environment**  
**PERFORMANCE MEASURE OUTCOME: #1-Availability/Accessibility**

**Homeless Shelter Programs:**

**Men**

**Aletheia House, Inc.:**

Provision of substance abuse treatment, employment readiness training, employment placement assistance, transportation to work, housing, meals, case management and other supportive services for homeless addicted men.

**PERFORMANCE MEASURE OBJECTIVE: #1-Suitable Living Environment**  
**PERFORMANCE MEASURE OUTCOME: #1-Availability/Accessibility**

**Cooperative Downtown Ministries, Inc.:**

Homeless shelter for men in the Old Firehouse Shelter on 3<sup>rd</sup> Avenue, North providing food and shelter. The noontime soup kitchen will serve men, women, and children daily.

**PERFORMANCE MEASURE OBJECTIVE: #1-Suitable Living Environment**  
**PERFORMANCE MEASURE OUTCOME: #1-Availability/Accessibility**

**Women**

**First Light, Inc.:**

To provide shelter and services to Birmingham's homeless women and children with an emphasis on serving the mentally ill.

**PERFORMANCE MEASURE OBJECTIVE: #1-Suitable Living Environment**

**PERFORMANCE MEASURE OUTCOME: #1-Availability/Accessibility**

**Pathways/Transitional Shelters:**

To provide transitional shelter and supportive services to homeless women and children.

**PERFORMANCE MEASURE OBJECTIVE: #1-Suitable Living Environment**

**PERFORMANCE MEASURE OUTCOME: #1-Availability/Accessibility**

**Pathways/Downtown Path Center:**

To provide shelter and supportive services to homeless women and children.

**PERFORMANCE MEASURE OBJECTIVE: #1-Suitable Living Environment**

**PERFORMANCE MEASURE OUTCOME: #1-Availability/Accessibility**

**YWCA Homeless Daycare:**

To provide shelter and supportive services to homeless women and children. To include emergency shelter for homeless victims of domestic violence and their children. Also provides transitional housing for women and children from emergency shelters. Provides childcare for homeless families in area shelters and provides transportation and permanent housing assistance for homeless YW residents.

**PERFORMANCE MEASURE OBJECTIVE: #1-Suitable Living Environment**

**PERFORMANCE MEASURE OUTCOME: #1-Availability/Accessibility**

**YWCA Homeless Daycare Transportation:**

To provide transportation for homeless children residing in local shelters to day care services at the YWCA.

**PERFORMANCE MEASURE OBJECTIVE: #1-Suitable Living Environment**

**PERFORMANCE MEASURE OUTCOME: #1-Availability/Accessibility**

**Families/Other:**

**YWCA- Interfaith Hospitality House:**

Provision of transitional housing for homeless families including food, clothing, life skills training, case management, counseling, day care, school placement, and after school child care.

**PERFORMANCE MEASURE OBJECTIVE: #1-Suitable Living Environment**

**PERFORMANCE MEASURE OUTCOME: #1-Availability/Accessibility**

**Supportive Services:**

**Birmingham Health Care for the Homeless:**

Agency currently provides respite care for the homeless including outreach, medical care, case management, and counseling.

**PERFORMANCE MEASURE OBJECTIVE: #1-Suitable Living Environment**

**PERFORMANCE MEASURE OUTCOME: #1-Availability/Accessibility**

**Bridge Ministries, Inc.:**

Provision of medications, medical supplies, dental, medical, or vision clinic fees for the homeless. Also provides temporary day care, lodging, and other services.

**PERFORMANCE MEASURE OBJECTIVE: #1-Suitable Living Environment**

**PERFORMANCE MEASURE OUTCOME: #1-Availability/Accessibility**

**New Pilgrim Bread of Life Ministries:**

Agency currently provides of food to the homeless and low-income persons.

**PERFORMANCE MEASURE OBJECTIVE: #1-Suitable Living Environment**

**PERFORMANCE MEASURE OUTCOME: #1-Availability/Accessibility**

**Urban Ministry, Inc.:**

Provision of assistance to eligible clients through its community kitchen, children enrichment and tutoring program and emergency care program, and summer program for children.

**PERFORMANCE MEASURE OBJECTIVE: #1-Suitable Living Environment**

**PERFORMANCE MEASURE OUTCOME: #1-Availability/Accessibility**

**Other Public Services:**

**Employment & Housing Assistance:**

**Birmingham Urban League, Inc.:**

Provision of housing counseling services to assist individuals and families in obtaining, maintaining, and retaining, decent, safe and affordable housing.

**PERFORMANCE MEASURE OBJECTIVE: #2-Decent Housing**

**PERFORMANCE MEASURE OUTCOME: #1-Availability/Accessibility**

**Childcare Resources, Inc.:**

Provision of supplemental child care financial assistance to low/moderate income working families.

**PERFORMANCE MEASURE OBJECTIVE: #1-Suitable Living Environment**

**PERFORMANCE MEASURE OUTCOME: #2- Affordability**

**Consumer Credit Counseling Service of Central Alabama-Gateway:**

Provision of consumer credit counseling services to 100 eligible clients referred by the Birmingham Center for Affordable Housing.

**PERFORMANCE MEASURE OBJECTIVE: #2-Decent Housing**

**PERFORMANCE MEASURE OUTCOME: #2- Affordability**

**Fair Housing Center of Northern Alabama:**

Provision of fair housing educational outreach programs to citizens of the Birmingham area through class room presentations, seminars, community meetings, media exposure and training.

**PERFORMANCE MEASURE OBJECTIVE: #2-Decent Housing**

**PERFORMANCE MEASURE OUTCOME: #1-Availability/Accessibility**

**Imani New Life Recover Program:**

Provision of assistance that provides services to chemically dependent males and females 18 years of age or older, whose lives have been affected by chemical abuse/dependence and whose income range from indigence to low-moderate income.

**PERFORMANCE MEASURE OBJECTIVE: #1-Suitable Living Environment**

**PERFORMANCE MEASURE OUTCOME: #1-Availability/Accessibility**

**Jefferson County AIDS in Minorities, Inc.:**

To provide a community based Focus On Youth (FOY) Program for school-aged, low-income at-risk youth to provide skills-training intervention and education leading to better decision making to reduce instances of HIV/Aids and other STD's.

**PERFORMANCE MEASURE OBJECTIVE: #1-Suitable Living Environment**

**PERFORMANCE MEASURE OUTCOME: #1-Availability/Accessibility**

**Jefferson State Community College:**

Provision of New Options Program to assist adults, primarily single parents, obtain educational and job skills.

**PERFORMANCE MEASURE OBJECTIVE: #1-Suitable Living Environment**

**PERFORMANCE MEASURE OUTCOME: #1-Availability/Accessibility**

**Lawson State Community College:**

Provision of employment training to assist adults to obtain education and job skills.

**PERFORMANCE MEASURE OBJECTIVE: #1-Suitable Living Environment**

**PERFORMANCE MEASURE OUTCOME: #1-Availability/Accessibility**

**Neighborhood Housing Services of Birmingham:**

Through this agency, local financial institutions, corporations and others will have an opportunity as sponsors to form partnerships with the communities served in revitalizing those areas. Activities include new construction, owner-occupied rehabilitation, and refinance-rehabilitation for owner-occupants, credit counseling, first-time home ownership classes and down payment assistance.

**PERFORMANCE MEASURE OBJECTIVE: #2-Decent Housing**

**PERFORMANCE MEASURE OUTCOME: #2-Affordability**

**Children/Youth Development/Senior Citizens:**

**Girl Scouts of the Cahaba Council**

Agency currently provides Girl Scouting in the school day program in partnership with the Birmingham Public School system and HABD to serve low/moderate income girls.

**PERFORMANCE MEASURE OBJECTIVE: #1-Suitable Living Environment**

**PERFORMANCE MEASURE OUTCOME: #1-Availability/Accessibility**

**Ministerial Brotherhood Ministries, Inc.:**

Provision of educational assistance to low-mod income youth through the Community Training Institute outreach component.

**PERFORMANCE MEASURE OBJECTIVE: #1-Suitable Living Environment**

**PERFORMANCE MEASURE OUTCOME: #1-Availability/Accessibility**

**Positive Maturity, Inc.-East Lake:**

Provision of services to seniors at the Shepherd Center East facility, 118 84<sup>th</sup> Street North including meals on wheels, recreation, health screens, and lectures.

**PERFORMANCE MEASURE OBJECTIVE: #1-Suitable Living Environment**

**PERFORMANCE MEASURE OUTCOME: #1-Availability/Accessibility**

**Rose Garden Adult Day Services, Inc.:**

Provision of adult day services for functionally impaired adults (elderly and disabled).

**PERFORMANCE MEASURE OBJECTIVE: #1-Suitable Living Environment**

**PERFORMANCE MEASURE OUTCOME: #1-Availability/Accessibility**

v) **Special Needs:**

**Children's Village, Inc.:**

Provision of a home for youth designed to offer age appropriate learning activities to promote academic achievement, social skills, creative expression, and development.

**PERFORMANCE MEASURE OBJECTIVE: #1-Suitable Living Environment**

**PERFORMANCE MEASURE OUTCOME: #1-Availability/Accessibility**

**Mental Health Association of Central Alabama, Inc.:**

Provision of job readiness training and job placement program focusing on improving the socialization and employability skills of its clients.

**PERFORMANCE MEASURE OBJECTIVE: #1-Suitable Living Environment**

**PERFORMANCE MEASURE OUTCOME: #1-Availability/Accessibility**

**North Birmingham Community Assistance Program, Inc.:**

Provision of an emergency food assistance program for eligible families.

**PERFORMANCE MEASURE OBJECTIVE: #1-Suitable Living Environment**

**PERFORMANCE MEASURE OUTCOME: #1-Availability/Accessibility**

**Prescott House:**

To continue the provision of crisis intervention counseling, extend assessment counseling, referrals and interviewing services for child victims of sexual/physical abuse or who are witness to violent acts with assistance from child protection professionals and law enforcement agencies in preparation of case development and criminal prosecution and accompaniment for all court appearances.

**PERFORMANCE MEASURE OBJECTIVE: #1-Suitable Living Environment**

**PERFORMANCE MEASURE OUTCOME: #1-Availability/Accessibility**

**United Cerebral Palsy of Greater Birmingham, Inc.:**

Provision of comprehensive training to assist clients to live independently in the community.

**PERFORMANCE MEASURE OBJECTIVE: #1-Suitable Living Environment**

**PERFORMANCE MEASURE OUTCOME: #1-Availability/Accessibility**

**COMMERCIAL REVITALIZATION:**

**(570.204)**

**Urban Impact:**

To continue ongoing commercial development efforts initiated in the Historic Fourth Avenue Business District through technical assistance to established business and those wishing to locate within the area. Agency also promotes and assists in increasing tourism through the coordination of public information and other activities in conjunction with the Civil rights Institute, Kelly Ingram Park, Alabama Jazz Hall of Fame and other area attractions. In selecting businesses to assist under this authority, the City or its designee shall minimize, to the extent practicable, displacement of existing businesses and jobs in neighborhoods.

**PERFORMANCE MEASURE OBJECTIVE: #3-Economic Opportunity**

**PERFORMANCE MEASURE OUTCOME: #3-Sustainability**

**HOME INVESTMENT PARTNERSHIP PROGRAM (HOME):**

**HOME Program Administration:**

**PERFORMANCE MEASURE OBJECTIVE: N/A**

**PERFORMANCE MEASURE OUTCOME: N/A**

**HOME Program CHDO Activities:**

Community Housing Development Organizations (CHDOS) are a specific type of non-profit organization, that provide decent and affordable housing to low-and very low income persons. Fifteen percent (15%) of the City's HOME program funds have been allocated for CHDO activities.

**PERFORMANCE MEASURE OBJECTIVE: #2-Decent Housing**

**PERFORMANCE MEASURE OUTCOME: #2-Affordability**

**HOME Program Homebuyer Activities:**

Provision of HOME funds for the acquisition, new construction, and acquisition /rehabilitation of homes for low and moderate income home buyers.

**PERFORMANCE MEASURE OBJECTIVE: #2-Decent Housing**

**PERFORMANCE MEASURE OUTCOME: #2-Affordability**

**HOME Program Rental Rehabilitation Activities:**

Provision of HOME funds for new affordable housing construction and the acquisition and/or rehabilitation of substandard or aging multi-family housing units that are suitable for redevelopment.

**PERFORMANCE MEASURE OBJECTIVE: #2-Decent Housing**  
**PERFORMANCE MEASURE OUTCOME: #2-Affordability**

**EMERGENCY SHELTER GRANT PROGRAM (ESG):**

**Essential Services Including Service Related To Health, Drug Abuse, Education  
(30% Maximum)**

**Family Connection:**

Provision of the Hope Mobile which disseminates essential living items such as food, clothing, blankets, jackets, and personal hygiene to homeless youth living on the streets of Birmingham.

**PERFORMANCE MEASURE OBJECTIVE: #1-Suitable Living Environment**  
**PERFORMANCE MEASURE OUTCOME: #1-Availability/Accessibility**

**Urban Ministry, Inc.:**

Provision of food, shelter, and medicine to homeless persons through its Community Kitchen and Emergency Care programs.

**PERFORMANCE MEASURE OBJECTIVE: #1-Suitable Living Environment**  
**PERFORMANCE MEASURE OUTCOME: #1-Availability/Accessibility**

**Maintenance/Operation Expenses:**  
**(No Salary Expenses are included.)**

**Pathways/Downtown Path Center:**

Provision of housing for homeless individuals as a part of their transitional shelter program. Also provides support services for homeless women at their day shelter such as counseling, job readiness skills, and life management skills.

**PERFORMANCE MEASURE OBJECTIVE: #1-Suitable Living Environment**  
**PERFORMANCE MEASURE OUTCOME: #1-Availability/Accessibility**

**Pathways/Transitional Shelters:**

Provision of expanded shelter and supportive services for homeless women and children.

**PERFORMANCE MEASURE OBJECTIVE: #1-Suitable Living Environment**  
**PERFORMANCE MEASURE OUTCOME: #1-Availability/Accessibility**

**Cooperative Downtown Ministries, Inc:**

Provision of a homeless shelter for men in the Old Firehouse Shelter on 3<sup>rd</sup> Avenue North.

**PERFORMANCE MEASURE OBJECTIVE: #1-Suitable Living Environment**  
**PERFORMANCE MEASURE OUTCOME: #1-Availability/Accessibility**

**Family Connection:**

Provision of the Hope Mobile which disseminates essential living items such as food,

clothing, blankets, jackets, and personal hygiene to homeless youth living on the streets of Birmingham.

**PERFORMANCE MEASURE OBJECTIVE: #1-Suitable Living Environment**

**PERFORMANCE MEASURE OUTCOME: #1-Availability/Accessibility**

**First Light, Inc.:**

Provision of emergency shelter for homeless women and children.

**PERFORMANCE MEASURE OBJECTIVE: #1-Suitable Living Environment**

**PERFORMANCE MEASURE OUTCOME: #1-Availability/Accessibility**

**YWCA-Interfaith Hospitality House:**

Provision of transitional housing for homeless families including food, clothing, life skills training, case management, counseling, day care, school placement, and after school child care.

**PERFORMANCE MEASURE OBJECTIVE: #1-Suitable Living Environment**

**PERFORMANCE MEASURE OUTCOME: #1-Availability/Accessibility**

**YWCA:**

Provision of housing for homeless women and children.

**PERFORMANCE MEASURE OBJECTIVE: #1-Suitable Living Environment**

**PERFORMANCE MEASURE OUTCOME: #1-Availability/Accessibility**

**3. Homeless Prevention Activities: (30% Maximum)**

**Bridge Ministries: \$26,561**

Provision of homeless prevention activities to assist families that have received eviction notices or notices of termination of utility services.

**PERFORMANCE MEASURE OBJECTIVE: #1-Suitable Living Environment**

**PERFORMANCE MEASURE OUTCOME: #1-Availability/Accessibility**

**Urban Ministries, Inc.:**

Provision of homeless prevention activities to assist families that have received eviction notices or notices of termination of utility services.

**PERFORMANCE MEASURE OBJECTIVE: #1-Suitable Living Environment**

**PERFORMANCE MEASURE OUTCOME: #1-Availability/Accessibility**

**HOUSING OPPORTUNITIES FOR PERSONS WITH AIDS (HOPWA):**

**AIDS Alabama, Inc.:**

**Serves as the City's sponsor of HOPWA Entitlement Funds**

**PERFORMANCE MEASURE OBJECTIVE: #2-Decent Housing**

**PERFORMANCE MEASURE OUTCOME: #1-Availability/Accessibility**

**2. PUBLIC PARTICIPATION REQUIREMENTS:**

**a. INTRODUCTION:**

It is important that the reports provided to citizens, community groups, and local political leaders present a clear and complete statement of what has been accomplished not only to HUD, but also to citizens, community groups, and local political leaders. Before submitting the PY 2010 Consolidated Annual Performance and Evaluation Report (CAPER) to HUD, the City must make the report available to the public for examination and comment for a period of at least 15 days. A copy of the performance information data available to HUD, including the summary of public comments received as a result of the public participation process, must be available for examination by the public upon request.

**b. PUBLIC NOTICE PUBLICATION MAKING PY 2010 CAPER AVAILABLE FOR PUBLIC INSPECTION FOR AT LEAST 15 DAYS:**

The following publication was published in local newspapers and made available via the City of Birmingham's website. Copies were also made available for inspection in the City's Community Development Department.

**CITY OF BIRMINGHAM, ALABAMA  
DEPARTMENT OF COMMUNITY DEVELOPMENT  
PUBLIC NOTICE**

In accordance with 24 CFR 91.105(d) and 91.520 the City of Birmingham, Alabama (hereinafter referred to as "the City") has prepared its Program Year (PY) 2010 Proposed Consolidated Annual Performance and Evaluation Report (CAPER) for the period July 1, 2010 through June 30, 2011.

The Consolidated Annual Performance and Evaluation Report includes a summary of programmatic accomplishments and an assessment of progress toward the priorities identified in the City's U.S. Department of Housing & Urban Development (HUD) PY 2010-2015 approved five year strategic plan and PY 2010 Action Plan. To do so, the report is essentially composed of an executive summary, a series of general questions relating to overall program performance; narrative statements which provide the status of actions taken during the year to implement the City's overall strategy; and a self evaluation which evaluates progress made during the past year in addressing identified priority needs and objectives.

The HUD Integrated Disbursement & Information System (HUD-IDIS) provides the following reports which have been downloaded and are also available for review. They are as follows:

\* Summary of Accomplishments Report (CO4PR23): Presents data on the Community Development Block Grant (CDBG) and Home Investment Partnership (HOME) program activity counts and disbursements by priority need categories. It also contains data on

CDBG accomplishments by various units of measure and housing units by racial/ethnic categories and HOME housing units by various income groups.

\* Consolidated Annual Performance and Evaluation Report (C04PR06): Tracks progress in implementing projects identified in the City's PY 2010 Action Plan. This report lists all projects for a plan year in sequence by project number. Disbursements are summarized by program for each project's activities. Accomplishments reported for the program year are summarized for each program area.

\* Summary of Activities (CO4PR03): Lists each CDBG activity which was open during the PY 2010 program year. For each activity the report shows the status, accomplishments, and program year narrative and program year expenditures. For each activity the report also shows the activity code, regulation cite and characteristics of the beneficiaries.

\* Financial Summary Report: The report has been prepared using HUD Form 4949-3 and by following the procedures described in Appendix 3 of the HUD Grantee Performance Report Handbook (Handbook 6510.2 Rev-2). This report shows the obligations, expenditures which the City has made for PY 2010. The expenditures are summarized to determine the relevant indicators for low-and moderate-income, planning/administration, public service activities and economic development. This report contains program year information on statutory requirements regarding overall percentage for low-and moderate income benefit.

Copies of the report are available for inspection at the address listed below between the hours of 8:00 a.m. and 5:00 p.m., Monday through Friday, except legal holidays. The City encourages citizens to review and provide written comments on the report. All comments should be submitted in writing **on or before Monday September 19, 2011 by 5:00 p.m. to the following address:**

**James F. Fenstermaker, Director  
Community Development Department  
City of Birmingham, Alabama  
710 North 20th Street, Room 1000  
Birmingham, AL 35203**

The City will consider all timely written views and comments received in developing its Final PY 2010 Consolidated Annual Performance and Evaluation Report.

September 1, 2011

Date of Publication

Birmingham News

Birmingham Times

Community Development Department Website Posting: [www.birminghamal.gov](http://www.birminghamal.gov)

**SUMMARY OF CITIZENS COMMENTS:**

In accordance with 24 CFR 91.105(d) copies of the City's PY 2010 Consolidated Annual Performance and Evaluation Report were made available for citizen review and comment for a period of at least 15 days following the publication of the September 1, 2011 public notice contained in the preceding pages.

No timely written comments were received during the comment period.

**ADDENDUM:**

**ADDENDUM-A**

**PY 2010 CDBG SUMMARY OF ACCOMPLISHMENTS REPORT  
HOUSEHOLDS AND PERSONS ASSISTED  
FAMILY INCOME DATA**

**ADDENDUM-B**

**PY 2010-2015 CONSOLIDATED PLAN PRIORITY NEEDS SUMMARY TABLE  
HUD TABLES 2A AND 2B**

The attached tables are from the Strategic Plan, Section 4, pages 3 thru 5 contained in the City' HUD approved PY 2010-2015 Consolidated Plan and are included herein for reference purposes.

The following tables summarize these priorities using the format provided in the required HUD Tables 2A and 2B.

<b>Table 1. Priority Housing Needs in Birmingham, Alabama (2000)</b>					
<b>(HUD Table 2A)</b>					
Description of Housing Needs			Priority Need Level	Estimated Households*	Estimated Dollars to Address**
Renter	Small Related	0 to 30%	M	6,160	\$92,400,000
		31 to 50%	M	3,307	33,070,000
		51 to 80%	M	3,687	27,652,500
	Large Related	0 to 30%	M	1,137	17,055,000
		31 to 50%	M	782	7,820,000
		51 to 80%	M	823	6,172,500
	Elderly	0 to 30%	H	2,907	43,605,000
		31 to 50%	H	1,375	13,750,000
		51 to 80%	H	578	4,335,000
	All Other	0 to 30%	H	5,511	82,665,000
		31 to 50%	H	2,299	22,990,000
		51 to 80%	H	4,075	30,562,500
Owner	0 to 30%	H	7,054	105,810,000	
	31 to 50%	H	6,542	65,420,000	
	51 to 80%	H	9,871	74,032,500	
Special Needs**	0-80%	H	1,678	16,780,000	

\*The estimated households is calculated by taking the total number of renter, owner and special needs households in the income categories and multiplying them by the percentage with any housing problems.<sup>1</sup>

\*\*The estimated dollars includes the public and private funds necessary to address the identified housing needs. The cost to address the needs varies by income level from \$15,000 per unit for households with incomes less than 30% of the area median to \$7,500 for higher income households.

\*\*\*Households where one or more person has a long-lasting condition that substantially limits one or more physical activity (such as walking, climbing stairs, reaching, lifting or carrying) and/or a physical, mental or emotional condition lasting more than six months that creates difficulty with dressing, bathing or getting around inside the home.

**Table 2: Priority Community Development Needs in Birmingham, Alabama  
(HUD Table 2B)**

Description of CD Needs	Priority Need Level	Estimated Dollars to Address**
<b>PUBLIC FACILITY NEEDS (projects)</b>		
Senior Centers	M	\$494,000
Handicapped Centers		
Homeless Facilities		
Youth Centers	M	713,000
Child Care Centers	L	771,000
Health Facilities	L	563,000
Neighborhood Facilities	H	402,000
Parks and/or Recreation Facilities	H	4,412,000
Parking Facilities	L	646,000
Non-Residential Historic Preservation	L	2,073,000
Other Public Facility Needs	L	1,809,000
<b>INFRASTRUCTURE (projects)</b>		
Water Improvements	L	467,000
Sewer Improvements	L	260,000
Street Improvements	H	6,019,000
Sidewalks	H	568,000
Solid Waste Disposal Improvements	M	1,740,000
Flood Drain Improvements	H	2,930,000
Other Infrastructure Needs	L	207,000
<b>PUBLIC SERVICE NEEDS (people)</b>		
Senior Services	H	312,000
Handicapped Services	H	312,000
Youth Services	H	568,000
Child Care Services	M	341,000
Transportation Services	H	114,000

<sup>1</sup> Source: U.S. Department of Housing and Urban Development

Substance Abuse Services	M	528,000
Employment Training	H	852,000
Health Services	L	227,000
Lead Hazard Screening		
Crime Awareness	H	227,000
Other Public Service Needs	L	2,839,000
<b>ECONOMIC DEVELOPMENT</b>		
ED Assistance to For-Profits(businesses)	L	829,000
ED Technical Assistance(businesses)	L	1,704,000
Micro-Enterprise Assistance(businesses)	H	1,704,000
Rehab; Publicly- or Privately-Owned Commercial/Industrial (projects)	M	2,761,000
C/I* Infrastructure Development (projects)	L	1,704,000
Other C/I* Improvements(projects)	M	1,704,000
<b>OTHER COMMUNITY DEVELOPMENT NEEDS</b>		
Energy Efficiency Improvements	L	568,000
Lead-based Paint Hazards	H	2,784,000
Code Enforcement	L	127,000
<b>PLANNING</b>		
Planning	H	426,000
<b>OTHER NEEDS NOT LISTED ABOVE</b>		
Asbestos Removal	L	11,000
Fair Housing Counseling	H	312,000
Tenant/Landlord Counseling	H	114,000
Accessibility Needs	H	1,363,000
Residential Historic Needs	L	847,000
Other Economic Development Needs	H	828,000
<b>TOTAL ESTIMATED DOLLARS NEEDED ***:</b>		<b>\$1,804,879,000</b>
*Commercial or industrial improvements by grantee or non-profit		
**Estimated Dollars includes the public and/or private funds necessary to address the identified community development needs. The cost figures are taken from the prior Birmingham ConPlan and adjusted downward for needs met by that plan and upward where necessary for the increased costs associated with improvements estimated in 2010 dollars. Those costs adjusted upward are increased by the rise in the Consumer Price Index from January 2005 to December 2009.		
***Total Estimated Dollars is a combined total of those estimates on Tables 1 and 2 (HUD Tables 2A and 2B).		

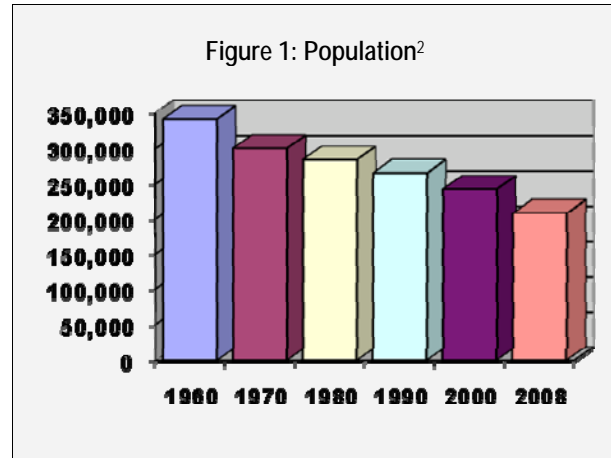
<sup>1</sup> Source: U.S. Department of Housing and Urban Development

## ADDENDUM-C

### MAPS/RELATED DATA

#### **Population**

Currently, the population of Birmingham is 209,639. The population of the city has been steadily declining since its peak of 340,887 in 1960. Since then, the population has dropped by 131,248 or 38.5%. The largest decreases occurred during the 1960's and since 2000 with population losses of 11.7% and 13.8%, respectively.



#### **Households**

Along with the population, the number of households in Birmingham has also been decreasing. According to the 2008 estimates, there were 88,795 households in Birmingham, which represents a 15.4% decrease in households since 1990 (compared to a 21.2% decrease in the population during the same period). The more rapid decrease in population over households equated to smaller household sizes. In 1990, the average household size was 2.53 persons. By 2000, the average household size decreased to 2.46 and was estimated to be 2.36 by 2008.<sup>3</sup>

#### **Racial Composition**

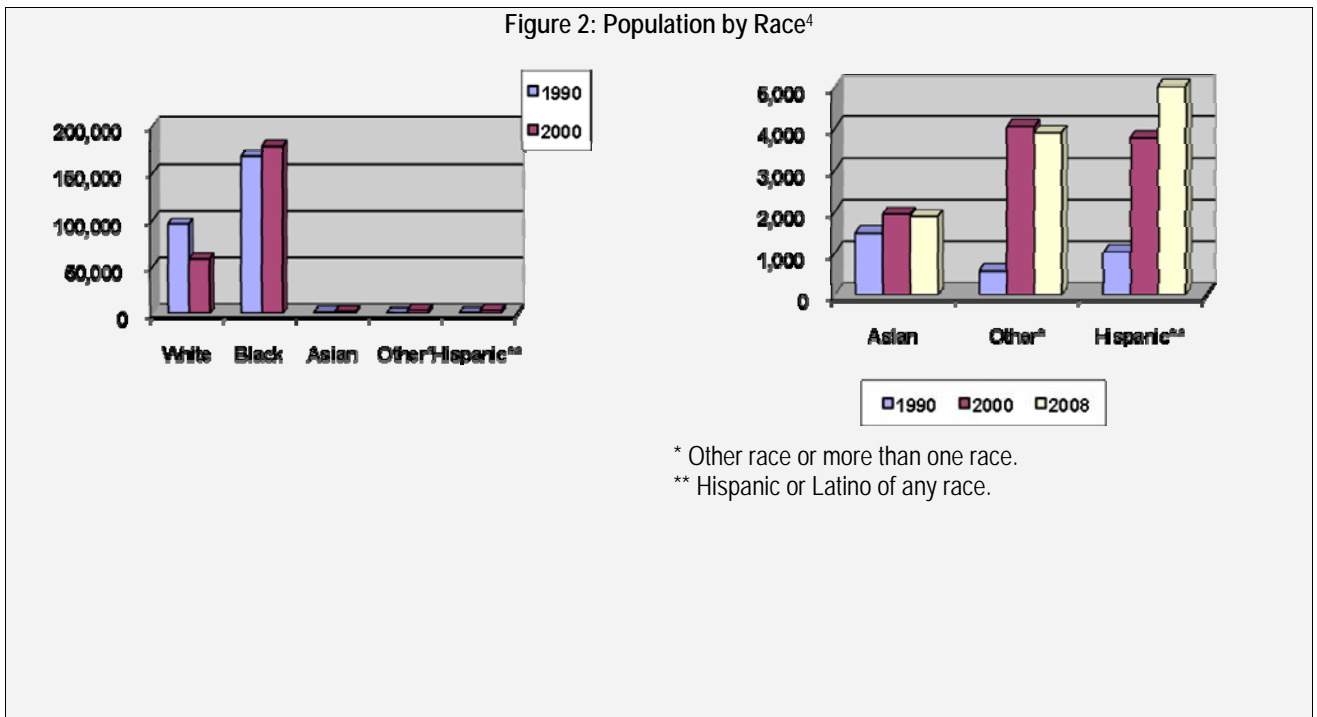
The racial composition of Birmingham is changing dramatically. Between 1990 and 2000, the white population declined in terms of numbers and its percentage of the total population, while all other races increased in number and as a percentage of the total population. Since 2000, the white, African-American and American Indian/Alaska Native populations have all declined, numerically and as a percent. From 2000 and 2008, the White population is estimated to have declined an additional 18.1% beyond its 1990 to 2000 loss of 38.1%, and now represents just under 23.0% of the total population of the city. The African-American population is estimated to have decreased by nearly 13.0% between 2000 and 2008, despite its 5.8% increase between 1990 and 2000, and now represents nearly 74.1% of the total population. From 1990 to 2000, the Asian population increased 4.2%, and is estimated to have increased by another 3.9% to 1,877 (0.9% percent of the total population).

<sup>2</sup> U.S. Department of Commerce, Bureau of the Census (Census 1990 and 2000 Summary File 3) and U.S. Census Bureau, 2006-2008 American Community Survey.

<sup>3</sup> U.S. Department of Commerce, Bureau of the Census (Census 1990 and 2000 Summary File 3) and U.S. Census Bureau, 2006-2008 American Community Survey.

The most dramatic increase is in the Hispanic community. The Hispanic population grew from 1,175 in 1990 to 3,694 by 2000, representing a 214.4% increase and 1.5% of the total population in Birmingham (up from 0.4% ten years earlier). By 2008, the Hispanic population was estimated to have increased to 6,069, representing an additional 64.3% increase over 2000, and now comprising 2.9% of the total population of Birmingham.

Although the data shows a dramatic increase from 1990 to 2000 among those reporting other race or two or more races, information on two or more races is not shown separately in the 1990 census data. Between 2000 and 2008, this population segment was estimated to have increased by an additional 4.9%, now estimated to comprise 1.9% of the total population.

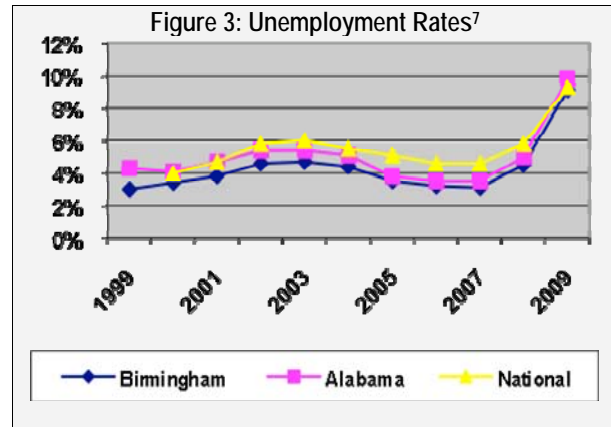


<sup>4</sup> U.S. Department of Commerce, Bureau of the Census (Census 1990 and 2000 Summary File 3) and U.S. Census Bureau, 2006-2008 American Community Survey.



## Unemployment Rates

The unemployment rates for the Birmingham MSA have been less than one point below the statewide unemployment rates, which have closely mirrored the national rates. In the Birmingham MSA, unemployment has ranged from a low of 3.0% in 1999 to a high of 4.7% in 2003, until the 2009 high of 9.1%. According to information from the Bureau of Labor Statistics, the unemployment rates in the Birmingham MSA for 2002 and 2003 were the highest during the 10-year period until 2009.



## Median Family Income

In 2009, the median family income for the Birmingham MSA was \$60,900. This represents a 27.1% increase in median income over the past 10 years. For all years except 2001 and 2007, Birmingham experienced an increase in median income. In 2001, the median income remained steady and in 2007 it declined by 3.3% from its 2006 level. The strongest years of growth were in 2000 and 2008, where income grew by more than 6.5%. The 2008 increase, however, is largely attributable to the 3.3% decline in the previous year. As shown in Map 3, households with lower median incomes are concentrated near the city center along the I-20 corridor, which is also the area of a concentration of non-White households (see Map 1).

Year	Income	Change	
		Amount	Percent
2009	60,900	1,800	3.0%
2008	59,100	3,600	6.5%
2007	55,500	-1,900	-3.3%
2006	57,400	1,150	2.0%
2005	56,250	1,050	1.9%
2004	55,200	1,000	1.8%
2003	54,200	1,500	2.8%
2002	52,700	1,600	3.1%
2001	51,100	—	—
2000	51,100	3,200	6.7%
1999	47,900	—	—

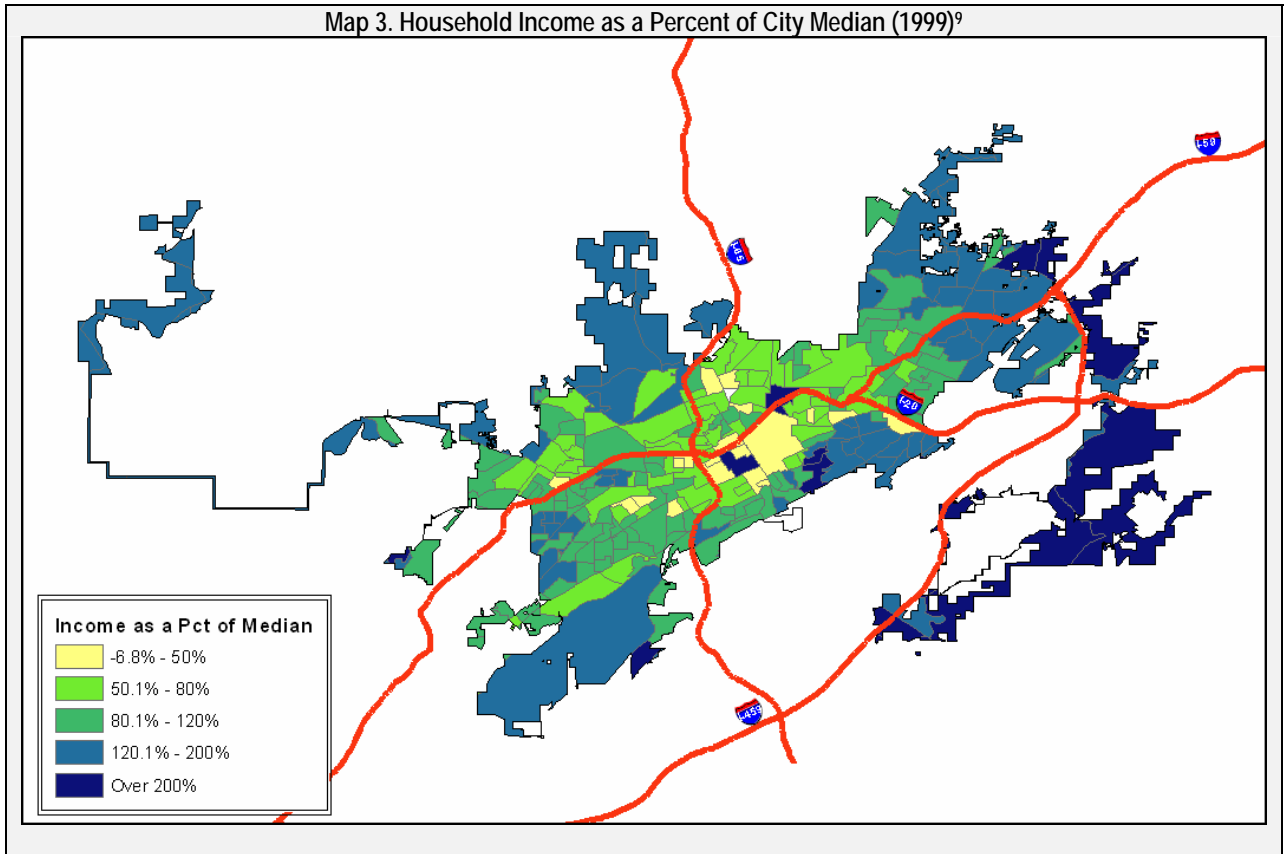
## Median Household Income

In 1989 (the year for which 1990 Census income data were collected), the median household income in Birmingham was \$19,193. Ten years later, this had increased by 39.3% to \$26,735. According to American Community Survey estimates, median household income had risen to \$32,070 (an increase of nearly 20%) by 2007.

<sup>7</sup> Decennial Census (1990, 2000), 2006-8 ACS 3-year estimates, Bureau of Labor Statistics (Series LNS14000000, LASST45000003, LAUMT45439003).

<sup>8</sup> U.S. Department of Housing and Urban Development, Policy Development and Research (Data Sets: Median Income Limits)

## 2.2 Supply and Demand—General



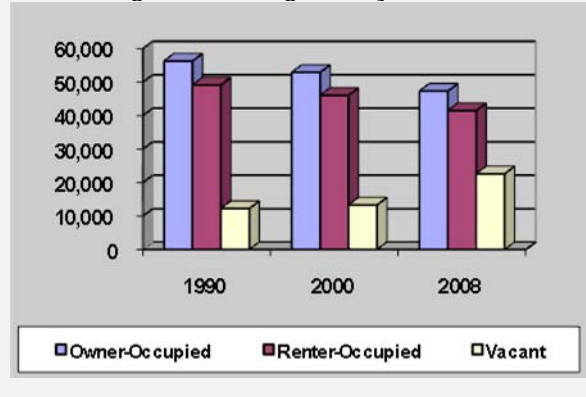
### ***Housing Units***

In 1990, the total number of housing units in Birmingham was 117,636. During the period 1990 to 2000, the total number of housing units decreased by 4.6% to 112,229 units—the number of owner-occupied units decreased by 3,388 and renter-occupied units decreased by 3,091. In the same timeframe, the number of vacant units increased by 8.8%. In 2000, owner-occupied housing represented 53.5% of all housing units and rental housing comprises 46.5%, and vacant units accounted for 11.8% of all housing units.

<sup>9</sup> U.S. Department of Commerce, Bureau of the Census (Census 2000 Summary File 3)

According to 2008 American Community Survey estimates, vacant units had increased to 22,603 (20.3%) of the remaining 88,795 housing units. Of occupied housing units, 53.3% were owner-occupied and 46.7% were renter occupied, comprising essentially the same composition as that in 2000.

Figure 4: Housing Units by Tenure<sup>10</sup>



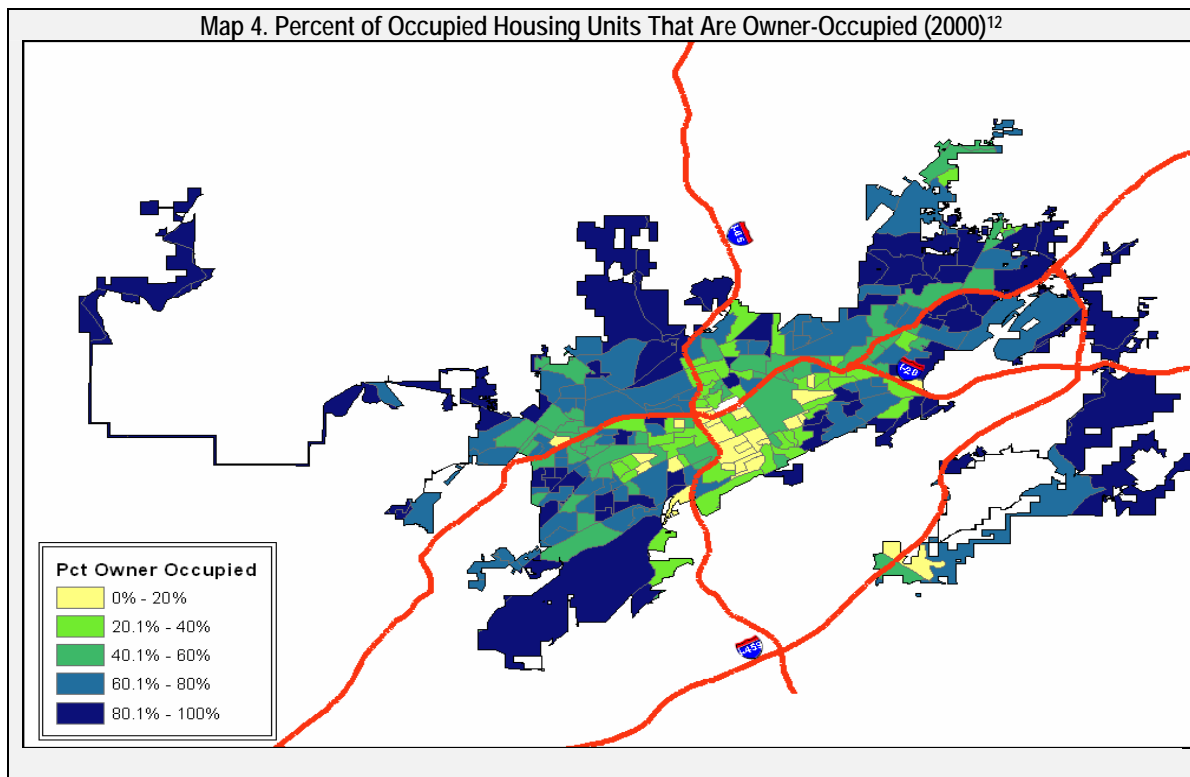
Single-family detached housing units represented the majority of the owner-occupied housing stock in Birmingham in 2000, at 94.1%. This was estimated to have increased to 94.8% by 2008.

Although by 2000 the number of single-family detached units had decreased by 3,237 since 1990, it continued to represent about the same percentage of owner-occupied housing in that year. This number was estimated to have decreased by another 4,927 units by 2008, which in part accounts for the decline in owner occupancy. Overall, owner-occupied housing decreased 6.4% (3,388 units) between 1990 and 2000 and another 9.9% by 2008. Increases were only seen for owner-occupied housing in buildings of 20 to 49 units—4.2% increase in these high-occupancy buildings, with a net decline of 18.7% among all structures of two or more units between 2000 and 2008.

In terms of rental housing, buildings with five or more units continue to be the majority of the housing stock at 55.5% in 1990 and 54.6% in 2000, which represents a 7.8% decrease during this period. By 2008, this figure was 52.7%, representing an additional decline of 13.1%. The number of mobile homes used for rental housing increased by 34.0% from 100 units in 1990 to 134 units in 2000, but was estimated to have declined to 128 units (4.5%) by 2008. From 1990 to 2000, rental of single-family detached housing increased 3.9%, and increased by another 8.3% by 2008. All other types of buildings showed a decrease during this period with single-family attached housing decreasing the most—26.2% by 2000, and 50.4% by 2008.

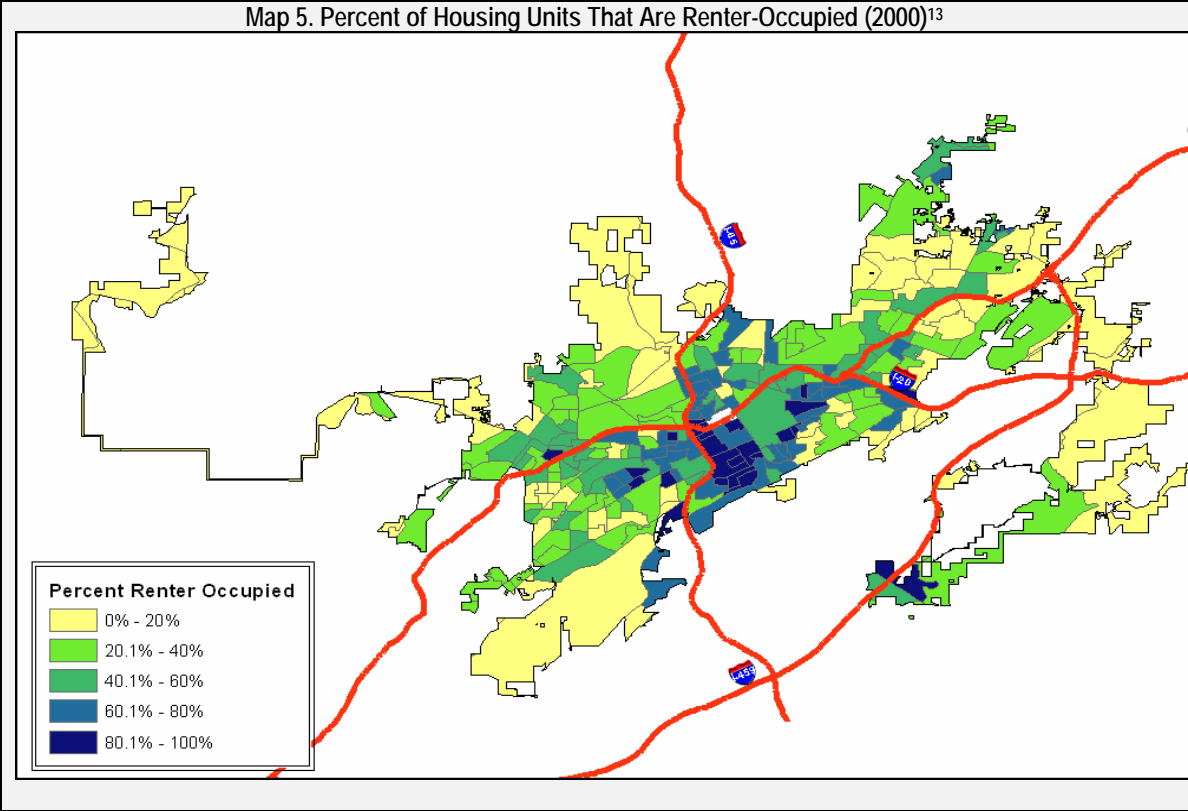
<sup>10</sup> U.S. Department of Commerce, Bureau of the Census (Census 1990 and 2000 Summary File 3) and U.S. Census Bureau, 2006-2008 American Community Survey.

Tenure and Number of Units		2000		2008		Change	
		Number	Percent	Number	Percent	Number	Percent
Owner-Occupied	1 Unit (detached)	49,765	94.10%	44,838	94.78%	-4,927	-9.90%
	1 Unit (attached)	1,048	1.98%	958	2.03%	-90	-8.59%
	2 Units	126	0.24%	37	0.08%	-89	-70.63%
	3 or 4 Units	307	0.58%	189	0.40%	-118	-38.44%
	5 or more Units	1,344	2.54%	1,218	2.57%	-126	-9.38%
	Mobile Home	280	0.53%	67	0.14%	-213	-76.07%
	Other	16	0.03%	0	0.00%	-16	-100.00%
	<b>Total</b>	<b>52,886</b>	<b>100.00%</b>	<b>47,307</b>	<b>100.00%</b>	<b>-5,579</b>	<b>-10.55%</b>
Renter-Occupied	1 Unit (detached)	12,611	27.38%	13,661	32.93%	1,050	8.33%
	1 Unit (attached)	1,621	3.52%	804	1.94%	-817	-50.40%
	2 Units	2,160	4.69%	1,313	3.16%	-847	-39.21%
	3 or 4 Units	4,333	9.41%	3,710	8.94%	-623	-14.38%
	5 or more Units	25,161	54.64%	21,872	52.72%	-3,289	-13.07%
	Mobile Home	134	0.29%	128	0.31%	-6	-4.48%
	Other	31	0.07%	0	0.00%	-31	-100.00%
	<b>Total</b>	<b>46,051</b>	<b>100.00%</b>	<b>41,488</b>	<b>100.00%</b>	<b>-4,563</b>	<b>-9.91%</b>



10 U.S. Department of commerce, Bureau of the Census (Census 1990 and 2000 Summary file 3) and U.S. Census Bureau, 2006 – 2008 American Community survey.

<sup>12</sup> U.S. Department of Commerce, Bureau of the Census (Census 2000 Summary File 3).



<sup>13</sup> U.S. Department of Commerce, Bureau of the Census (Census 2000 Summary File 3).

**ADDENDUM-D**

**CDBG FINANCIAL SUMMARY FOR PROGRAM YEAR 2010 AND CDBG  
FINANCIAL SUMMARY ATTACHMENT FOR PROGRAM YEAR 2010**

**ADDENDUM-E**

**HOUSING OPPORTUNITIES FOR PERSONS WITH AIDS (HOPWA)  
PROGRAM CAPER AND ANNUAL PERFORMANCE REPORT**

**This portion of the report was prepared by AIDS Alabama Inc., as the City's  
sponsor of HOPWA funding.**

## **ADDENDUM-F**

### **HUD CPMP CAPER NARRATIVE REFERENCE GUIDE**

CPMP Version 2.0 contains features that incorporate changes made in the Consolidated Plan final rule that became effective on March 13, 2006. The CAPER Narrative Guidelines have been updated to comply with these new requirements and are included herein as a guide for locating the various narrative requirements in this report.

CITY OF BIRMINGHAM  
DEPARTMENT OF COMMUNITY DEVELOPMENT  
SUPPLEMENTAL FHEO CAPER INDEX

- Program year accomplishments for the activities that identified the race of persons assisted.

**This information is contained in the City's PY 2010 Caper in Addendum A which includes a copy of the IDIS Program Year 2010 Summary of Accomplishments Report (C04PR23). The racial information is contained in this report and is broken out by Housing Activities and Non-Housing Activities.**

- Program year accomplishment narrative for fair housing activities.

**This information is contained in the City's PY 2010 Caper on pages 33-35. The narrative is in the format required by the CPMP narrative reference guide as outlined in item 3.**

- Female headed household's activities with national objective codes LMC, LMH, LMJ.

**This information is contained in the City's PY 2010 Caper in the IDIS Summary of Activities Report (CO4PR03) referenced in our CAPER Cover letter and available by download. This information is entered into IDIS for the above referenced applicable activities throughout the year and reported in the CO4PR03 on an activity by activity basis. We are not aware of a summary report that IDIS generates relative to this information, but it is contained in the CO4PR03 on an activity by activity basis in the referenced IDIS report.**

- The amount of funding authorized or disbursed for fair housing activities.

**This information is contained in the City's PY 2010 Caper in the Summary of Activities Report (C04PR06) available by download. The City has a long standing public service agreement with the Fair Housing Center for Northern Alabama in the amount of \$23,184 to promote fair housing activities. The activities undertaken by this organization are also detailed in the CAPER narrative on pages 33-35.**

## SUPPLEMENTAL FHEO CAPER INDEX CONTINUED

- The race and sex of low/moderate persons receiving jobs via economic development activities.

**The Caper Narrative requirements relative to low/moderate job activities as outlined in item 6 of the CPMP Reference Guide is contained on page 88 of our CAPER narrative. Please note race and sex requirements are not required as a part of the CAPER narrative. Further, IDIS does not provide for the input of gender data only racial demographic data. As noted on page 92, the City did not undertake any Economic Development Activities during PY 2010. Prior year job creation information is contained in the City's IDIS Summary of Activities Report (CO4PR03) referenced in our CAPER Cover letter and available by download for economic development activities.**

- An analysis of the impact of the actions taken for this reporting period to overcome the effects of impediments identified.

**This information is contained in the City's PY 2010 Caper on pages 33 thru 35. The narrative is in the format required by the CPMP narrative reference guide as outlined in item 3. The specific actions taken to overcome effects of each of the six (6) identified impediments is specifically addressed in item b beginning on page 34 of the CAPER.**

**ADDENDUM-G**

**USE OF CDBG& ESG FUNDS IN ADDRESSING THE CHALLENGES OF  
HOMELESSNESS AND IMPLEMENTATION REPORT OF THE CITY'S 10-  
YEAR PLAN TO END CHRONIC HOMELESSNESS**

CITY OF BIRMINGHAM  
DEPARTMENT OF COMMUNITY DEVELOPMENT

USE OF CDBG& ESG FUNDS IN ADDRESSING THE CHALLENGES OF  
HOMELESSNESS  
AND IMPLEMENTATION OF THE CITY'S 10 YEAR PLAN TO END CHRONIC  
HOMELESSNESS

IMPLEMENTATION REPORT-TEN YEAR PLAN TO END CHRONIC  
HOMELESSNESS SUBMITTED AS PART OF THE CITY PY 2010 CAPER

September 26, 2011

Introduction:

In accordance with Notice CPD-03-14 "Using CDBG Funds in Addressing the Challenges of Homelessness" and in accordance with HUD's and the City of Birmingham's established goal of ending chronic homelessness by the year 2012, the following is intended as a summary of CDBG funds utilized to support this effort.

Historically, the City of Birmingham has used its CDBG funds in conjunction with other Federal Programs such as the Emergency Shelter Grant Program funded under the McKinney-Vento Homeless Assistance Act, to undertake innovative initiatives that help the City meet the needs of its homeless population. This policy is well grounded in HUD Regulation and Policy and is consistent with the City's HUD Approved Consolidated Plan and its 2007-2017 Ten-Year Plan to End Chronic Homelessness, copies of which are posted on the Community Development Webpage at [www.birminghamal.gov](http://www.birminghamal.gov). The City's Ten-Year Plan to End Chronic Homelessness in Birmingham is an expression of the City's commitment to actively seek long-term and sustainable solutions to end chronic homelessness rather than simply managing it.

As noted in the City's Ten Year Plan, solving the complex conditions that lead to chronic homelessness requires a community effort and to meet the needs of homeless individuals, particularly the chronically homeless. It is a problem that government alone cannot solve.

The following is a summary of HUD funding committed by the City of Birmingham since the City's 2007 adoption of the Ten Year Plan in an effort to move forward with implementation and to address the needs of homeless families and individuals in Birmingham. The following Community Development Activities are described in the City's 2007-2017 HUD Approved Action Plans and have been developed after accepting Citizen Comment and Review relative to these activities.

Homeless Overview:

Recent trends in homelessness in Birmingham have not been good. While growth/loss in the homeless population has been essentially flat, the City has experienced a net loss of almost 500 available beds for homeless or formerly homeless individuals. Presently, the City is providing a total of approximately \$12 million to a handful of non-profits that will ultimately result in the construction of some 400-500 additional rooms and beds; this will only partially close the gap.

Homeless Trends + Counts: (Estimates)

	<u>2005</u>	<u>2007</u>	<u>2009</u>	<u>2011</u>
Total Homeless Population:	2428	2104	2297	2051
Unsheltered	775 (32%)	846(40%)	1216(53%)	920(45%)

Significant challenges remain:

- Beds for homeless men
- All non-profits are struggling with funding issues due to the economy and other factors.
- All need more government, corporate, foundation & faith-based support.

Community Development Activities Included in 2007-2017 HUD Approved Action Plans To Address the Challenges of Homelessness:

The City receives an annual entitlement from the Community Development Block Grant Program (CDBG) and Emergency Shelter Grant Programs (ESG) that are allocated to Cities by formula. The funding amount varies from year to year depending upon Congressional appropriation of funds and other formula related considerations. The following is a summary of activities undertaken in an effort to support the City's Homeless Population by Program Year.

The City's HUD Approved Program Year (PY) is from July 1 through June 30 of each year. The activities funded in support of the City's Ten Year Plan to End Chronic Homeless from 2007 to the present follows:

**Aletheia House, Inc.:**

135 Finley Avenue, West  
P.O. Box 1514  
Birmingham, Al 35261

Provision of substance abuse treatment, employment readiness training, employment placement assistance, transportation to work, housing, meals, case management and other supportive services for homeless addicted men.

Funding Summary follows:

CDBG: \$40,790.00.00-PY 2007 (IDIS Activity Number 8831)  
CDBG: \$40,790.00-PY 2008 (IDIS Activity Number-9709)  
CDBG: \$40,790.00.00-PY 2009 (IDIS Activity Number-10770)  
CDBG: \$44,870.00-PY 2010 (IDIS Activity Number- 11776)  
CDBG: \$44,870.00-PY 2011 (IDIS Activity Number- 12382)

Total HUD Funded Support: \$212,110.00

**Birmingham Health Care for the Homeless:**

712 25<sup>th</sup> Street, North  
P.O. Box 11523  
Birmingham, Al 35202-1523

Agency currently provides respite care for the homeless including outreach, medical care, case management, and counseling.

Funding Summary follows:

CDBG: \$18,972.00.00-PY 2007 (IDIS Activity Number-8858)  
CDBG: \$18,972.00-PY 2008 (IDIS Activity Number- 9717)  
CDBG: \$18,972.00.00-PY 2009 (IDIS Activity Number-10778)  
CDBG: \$20,869.00-PY 2010 (IDIS Activity Number- 11813)  
CDBG: \$20,869.00-PY 2011 (IDIS Activity Number- 12391)

Total HUD Funded Support: \$97,934.00

**Bridge Ministries:**

1016 19<sup>th</sup> Street South  
Birmingham, Al 35205

Provision of homeless prevention activities to assist families that have received eviction notices or notices of termination of utility services. Also includes support for shelter services including medications, medical supplies, dental, medical, or vision clinic fees for the homeless.

Funding Summary follows:

ESG: \$26,874.00- PY 2007 (IDIS Activity Number- 8855)  
CDBG: \$30,802.00.00-PY 2007 (IDIS Activity Number-8859)  
ESG: \$26,874.00- PY 2008 (IDIS Activity Number-9751)  
CDBG: \$30,802.00-PY 2008 (IDIS Activity Number-9718)  
ESG: \$26,665.00-PY 2009 (IDIS Activity Number 10809)  
CDBG: \$30,802.00.00-PY 2009 (IDIS Activity Number 10779)

ESG: \$26,665.00-PY 2010 (IDIS Activity Number- 11781)  
CDBG: \$33,882.00-PY 2010 (IDIS Activity Number- 11777)  
ESG: \$26,665.00-PY 2011 (IDIS Activity Number- 12434)  
CDBG: \$33,882.00-PY 2011 (IDIS Activity Number- 12392)

Total HUD Funded Support: \$293,913.00

**Changed Lives Christian Center, Inc.:**

1308 26<sup>th</sup> Avenue, North  
Birmingham, Al 35204

Homeless shelter for men providing food and shelter. It is anticipated this facility will provide up to 144 beds when fully operational. This activity is not scheduled to begin until sometime in 2010.

Funding Summary follows:

CDBG: \$50,000-PY 2010 (IDIS Activity Number-11944)  
CDBG: \$50,000-PY 2011 (IDIS Activity Number-12383)

Total HUD Funded Support: \$100,000.00

**Cooperative Downtown Ministries, Inc:**

1501 3<sup>rd</sup> Avenue, North  
Birmingham, Al 35203

Provision of a homeless shelter for men in the Old Firehouse Shelter on 3<sup>rd</sup> Avenue North. Program provides for shelter, 3 daily meals, clothing, showers, counseling, and other supportive services.

Funding Summary follows:

ESG: \$36,250.00- PY 2007 (IDIS Activity Number-8851)  
CDBG: \$43,172.00-PY 2007 (IDIS Activity Number-8832)  
ESG: \$36,250.00- PY 2008 (IDIS Activity Number- 9747)  
CDBG: \$43,172.00-PY 2008 (IDIS Activity Number- 9710)  
ESG: \$35,965.00-PY 2009 (IDIS Activity Number- 10804)  
CDBG: \$43,172.00-PY 2009 (IDIS Activity Number 10771)  
ESG: \$35,965.00-PY 2010 (IDIS Activity Number-11815)  
CDBG: \$47,490.00-PY 2010 (IDIS Activity Number-11812)  
ESG: \$35,965.00-PY 2011 (IDIS Activity Number-12430)  
CDBG: \$47,490.00-PY 2011 (IDIS Activity Number-12384)

Total HUD Funded Support: \$404,891.00

**Family Connection:**

1323 7<sup>th</sup> Avenue, North  
Birmingham, Al 35203

Provision of essential services and operation expenses to support the Hope Mobile which disseminates essential living items such as food, clothing, blankets, jackets, and personal hygiene to homeless youth living on the streets of Birmingham. The program serves young persons who are essentially homeless and on the streets without support. The program is funded through the Emergency Shelter Grant Program and is supported indirectly through the Community Development Block Grant Program Administrative Fund to provide coordination and staff support.

Funding Summary follows:

ESG: \$74,672.00- PY 2007 (IDIS Activity Numbers-8845, 8846)  
ESG: \$74,672.00- PY 2008 (IDIS Activity Numbers- 9739, 9740)  
ESG: \$74,090.00-PY 2009 (IDIS Activity Numbers- 10800 & 10805)  
ESG: \$74,090.00-PY 2010 (IDIS Activity Numbers-11782 & 11783)  
ESG: \$74,090.00-PY 2011 (IDIS Activity Numbers- 12424 & 12425)

Total HUD Funded Support: \$371,614.00

**First Light, Inc.:**

2230 Fourth Avenue, North  
Birmingham, Al 35203

Provision of an emergency shelter for homeless women and their children including the provision of food, clothing, life skills training, case management, counseling, day care, school placement, and after school child care.

Funding Summary follows:

ESG: \$19,648.00- PY 2007 (IDIS Activity Number-8852)  
CDBG: \$33,600.00-PY 2007 (IDIS Activity Number-8833)  
ESG: \$19,648.00- PY 2008 (IDIS Activity Numbers- 9748)  
CDBG: \$33,600.00-PY 2008 (IDIS Activity Number- 9711)  
ESG: \$19,495.00-PY 2009 (IDIS Activity Number-10806)  
CDBG: \$33,600.00-PY 2009 (IDIS Activity Number-10772)  
ESG: \$19,495.00-PY 2010 (IDIS Activity Number-11887)  
CDBG: \$36,960.00-PY 2010 (IDIS Activity Number- 11888)  
ESG: \$19,495.00-PY 2011 (IDIS Activity Number-12431)  
CDBG: \$36,960.00-PY 2011 (IDIS Activity Number- 12385)

Total HUD Funded Support: \$272,501.00

**New Pilgrim Bread of Life Ministries:**

708 Goldwire Place SW

Birmingham, Al 35211

Agency currently provides of food to the homeless and low-income persons.

Funding Summary follows:

CDBG: \$20,622.00-PY 2007 (IDIS Activity Number-8860)  
CDBG: \$20,622.00-PY 2008 (IDIS Activity Numbers- 9719)  
CDBG: \$20,622.00-PY 2009 (IDIS Activity Number-10780)  
CDBG: \$22,684.00-PY 2010 (IDIS Activity Numbers-11814)  
CDBG: \$22,684.00-PY 2011 (IDIS Activity Numbers-12393)

Total HUD Funded Support: \$107,414.00

**Pathways/Downtown Path Center:**

409 Richard Arrington, Jr. Blvd., North  
Birmingham, Al 35203

Provision of housing for homeless individuals as a part of a transitional shelter program. Also provides support services for homeless women at day shelter facilities including counseling, job readiness skills, and life management skills.

Funding Summary follows:

ESG: \$26,612.00- PY 2007 (IDIS Activity Number-8849)  
CDBG: \$65,612.00-PY 2007 (IDIS Activity Number- 8835)  
ESG: \$26,612.00- PY 2008 (IDIS Activity Number- 9743)  
CDBG: \$65,619.00-PY 2008 (IDIS Activity Number-9713)  
ESG: \$26,406.00-PY 2009 (IDIS Activity Numbers-10802)  
CDBG: \$65,619.00-PY 2009 (IDIS Activity Number-10774)  
ESG: \$26,406.00-PY 2010 (IDIS Activity Number-11886)  
CDBG: \$65,688.00-PY 2010 (IDIS Activity Number- 11885)  
ESG: \$26,406.00-PY 2011 (IDIS Activity Number-12428)  
CDBG: \$65,688.00-PY 2011 (IDIS Activity Number- 12387)

Total HUD Funded Support: \$460,668.00

**Pathways/Transitional Shelters:**

409 Richard Arrington, Jr. Blvd., North  
Birmingham, Al 35203

Provision of housing for homeless individuals as a part of a transitional shelter program. Also provides support services for homeless women including counseling, job readiness skills, life management skills, food, clothing, case management, counseling, day care, school placement, and after school child care.

Funding Summary follows:

ESG: \$37,318.00- PY 2007 (IDIS Activity Number-8850)  
CDBG: \$31,484.00-PY 2007 (IDIS Activity Number- 8834)  
ESG: \$37,318.00- PY 2008 (IDIS Activity Number-9745)  
CDBG: \$31,484.00-PY 2008 (IDIS Activity Number-9712)  
ESG: \$37,025.00-PY 2009 (IDIS Activity Number-10803)  
CDBG: \$31,484.00-PY 2009 (IDIS Activity Number-10773)  
ESG: \$35,532.00-PY 2010 (IDIS Activity Number-11883)  
CDBG: \$34,632.00-PY 2010 (IDIS Activity Number-11884)  
ESG: \$35,532.00-PY 2011 (IDIS Activity Number-12429)  
CDBG: \$34,632.00-PY 2011 (IDIS Activity Number-12386)

Total HUD Funded Support: \$346,441.00

**Urban Ministry, Inc.:**

1229 Cotton Avenue, SW  
Birmingham, Al 35211

Provision of essential services, homeless prevention, and operation expenses food, shelter, and medicine to homeless persons through its Community Kitchen and Emergency Care programs. The program also assists families that have received eviction notices or notices of termination of utility services.

Funding Summary follows:

ESG: \$13,890.00- PY 2007 (IDIS Activity Number-8861)  
CDBG: \$20,622.00-PY 2007 (IDIS Activity Numbers- 8847, 8848)  
ESG: \$13,890.00- PY 2008 (IDIS Activity Numbers- 9741, 9742)  
CDBG: \$20,622.00-PY 2008 (IDIS Activity Number- 9720)  
ESG: \$13,790.00-PY 2009 (IDIS Activity Numbers-10801, 10810)  
CDBG: \$20,622.00-PY 2009 (IDIS Activity Number-10781)  
ESG: \$13,790.00-PY 2010 (IDIS Activity Numbers-11882)  
CDBG: \$22,684.00-PY 2010 (IDIS Activity Number-11880)  
ESG: \$13,790.00-PY 2011 (IDIS Activity Numbers-12427)  
CDBG: \$22,684.00-PY 2011 (IDIS Activity Number-12394)

Total HUD Funded Support: \$176,384.00

**YWCA/INTERFAITH HOSPITALITY HOUSE TRANSITIONAL SHELTER:**

309 North 23<sup>rd</sup> Street  
Birmingham, Al 35203

Program was previously administered by Interfaith Hospitality House when they ceased operations in 2007. Provision of transitional housing for homeless families including food, clothing, life skills training, case management, counseling, day care, school

placement, and after school child care.

Funding Summary follows:

ESG: \$27,990.00- PY 2007 (IDIS Activity Number- 8857)  
CDBG: \$37,985.00-PY 2007 (IDIS Activity Number- 8853)  
ESG: \$27,990.00- PY 2008 (IDIS Activity Number-9749)  
CDBG: \$37,985.00-PY 2008 (IDIS Activity Number-9716)  
ESG: \$27,770.00-PY 2009 (IDIS Activity Numbers-10807, 10808)  
CDBG: \$37,985.00-PY 2009 (IDIS Activity Numbers-10777)  
ESG: \$27,770.00-PY 2010 (IDIS Activity Numbers-11853)  
CDBG: \$41,784.00-PY 2010 (IDIS Activity Numbers-11851)  
ESG: \$27,770.00-PY 2011 (IDIS Activity Numbers-12433)  
CDBG: \$41,784.00-PY 2011 (IDIS Activity Numbers-12390)

Total HUD Funded Support: \$336,813.00

**YWCA HOMELESS PROGRAMS AND CHILD TRANSPORTATION SERVICES**

309 North 23<sup>rd</sup> Street  
Birmingham, Al 35203

Provision of transitional housing for homeless women and their children including food, clothing, life skills training, case management, counseling, day care, school placement, and after school child care.

Also includes emergency shelter for homeless victims of domestic violence and their children. Also includes transportation for homeless children residing in local shelters to day care services at the YWCA.

Funding Summary follows:

ESG: \$32,330.00- PY 2007 (IDIS Activity Number-8854)  
CDBG: \$55,447.00-PY 2007 (IDIS Activity Numbers- 8836, 8856)  
ESG: \$32,330.00- PY 2008 (IDIS Activity Number- 9750)  
CDBG: \$55,447.00-PY 2008 (IDIS Activity Numbers- 9714, 9715)  
ESG: \$32,075.00-PY 2009 (IDIS Activity Number-10808)  
CDBG: \$55,447.00-PY 2009 (IDIS Activity Numbers-10775, 10776)  
ESG: \$32,075.00-PY 2010 (IDIS Activity Numbers)  
CDBG: \$60,991.00-PY 2010 (IDIS Activity Numbers-11849,11850)  
ESG: \$32,075.00-PY 2011 (IDIS Activity Numbers)  
CDBG: \$60,991.00-PY 2011 (IDIS Activity Numbers-12388, 12389)

Total HUD Funded Support: \$449,208.00

**TOTAL HUD ACTION PLAN FUNDING FROM 2007-2011 TO ADDRESS THE CHALLENGES OF HOMELESSNESS: \$3,629,891.00**

**PROJECTS SUPPORTED FROM OTHER SOURCES OF FUNDS:**

The City has invested the following funding with the non-profit organizations listed to create additional bed capacity to address the issue of homelessness and chronic homelessness. A summary of these efforts follows:

Agency	Total Units	One bedroom	Two Bedrooms	Three Bedrooms	Funding Amounts
<b>Aletheia House</b>	<b>52</b>				
The Cottages (20)		12		8	\$2,393,076.00
Monteray (32)			32		\$ 290,000.00
<b>Pathways</b>	<b>10</b>	10			\$ 324,703.50
<b>AIDS AL</b>	<b>3</b>	3			\$ 259,764.00
<b>YW</b>	<b>64</b>				
Interfaith			6		\$ 600,000.00
Myrtle Manor (24)			24		\$ 320,000.00
Barbara Ann (12)			12		\$3,054,900.50
Curtis Court (16)			10	6	
Wood East (6)				6	\$1,073,532.00
<b>Total</b>	<b>129</b>	25	84	20	<b>\$8,315,976.00</b>

**Changed Lives Christian Center:** Acquisition/Construction approximately \$2,200,000 from Non-Federal Sources of Funds. This Center opened during PY2010 and is currently providing emergency shelter to homeless men.

**IMPLEMENTATION FUNDING SUMMARY:**

CDBG & ESG SUPPORT OF NON-PROFITS:	\$ 2,688,239.00
OTHER SOURCES OF FUNDS:	<u>\$10,515,976.00</u>
<b>TOTAL:</b>	<b>\$13,204,215.00</b>

**CORRESPONDENCE:**

**To: Michael Calvert**

**From Jim Fenstermaker**

**Subject: Progress Toward Implementing the 10-Year Plan to End Chronic Homelessness**

**Date: January 20, 2010**

---

In recent months there have been a number of events and statements made by various parties suggesting that little is being done to implement the City's adopted 10-Year Plan to End Chronic Homelessness. Some pundits have even held a 'funeral' for the plan. More specifically, these pundits suggest that the City is not actively implementing its Plan. To this point, I have refrained from responding to these criticisms, although, it is clear to me that the City of Birmingham has been extremely active in implementing the parts under its control.

The Plan, as you know, was adopted in May 2007. Since that time, the City has committed in excess of \$12 million to fund, in partnership with a series of non-profits, more than 200 units of emergency shelter and permanent supportive housing within the City. Considering the mix of one-, two-, and three-bedroom units, it is reasonable to estimate that these 200+ units will provide housing for as many as 400-450 homeless or formerly homeless men, women and children. All of these units are funded in cooperation with non-profits who specialize in providing housing for the homeless, the formerly homeless and to those with various disabilities or other special needs. All of these units are either completed or actively under construction at this time. It is anticipated that all will be on-line during 2010.

While part of me would love to rebut the claims of these pundits chapter and verse, citing individual buildings, projects, locations, etc., I do not believe that to be a wise course of action. We have chosen to implement these projects with as little fanfare and as much discretion as possible, taking care to do as little 'labeling' as we can. Would we serve the public well to advertise that the City is funding \$1 million to develop 'X' apartments for homeless, male, recovering drug addicts at 3200 Johnson Avenue? Do we serve the clients well? Do the chances of the project being opposed and not funded increase or decrease by so labeling it as a 'homeless project'? Do the future occupants benefit by being classified and so-labeled?

Anyone who believes NIMBYism is not a factor in the development of supportive housing for the homeless and special needs populations is simply out of touch

with reality. Witness the opposition that arose around the Firehouse Shelter's controversial zoning case a few years back and the controversy more recently surrounding Changed Lives. While most believe 'in abstract' that we 'ought to *do something* about homelessness', nobody wants the shelter next to them. I'm not faulting them, it's human nature. Everyone agrees that someone ought to help 'them', but it should be done by someone else somewhere else.

In addition, the issue of homelessness in Birmingham seems to hit the public policy radar on only about 10 days per year. The other 355 days it is a relative non-issue. Ironically, it's not that the issue has "fair weather friends", but rather has "foul weather friends". Most people get worked up about homelessness on the 10 coldest days of the year. The remaining 355 days it's 'out of sight, out of mind'. If you could bottle the commitment that exists during those 10 days and use it to translate into the real work and support for the genuinely tough political decisions that elected officials have to make to make shelter a reality the other 355 days, we would have something.

Rather than throw rocks at the City for what they perceive the City has not done, the pundits and advocates would do well to work on keeping the issue on the policy radar year-round by making the link to the fact that providing housing for the homeless is good community development policy; is good economic development policy; and is a broad community-wide issue worthy of more focused public-private partnerships. It takes great political courage and conviction for any elected official to support shelter beds when facing a roomful of their constituents who are screaming for them to vote 'no', or to 'put it somewhere else'—and we have had some City officials display that courage. We would do well to make it easier for them in the future by broadening the level of support for them for doing the right things. This issue needs broad-based support from the business community, from the faith community and others to establish as a 'given' that we cannot be the great City we aspire to be as long as people are sleeping on the street.

"None of us are home until all of us are home."  
Project H.O.M.E., Philadelphia, PA



## City Center Master Plan Implementation Board Meeting

Monday, July 19, 2010  
3:30p.m. - Conference Room A – Mayor's Office

### Meeting Summary

**Welcome and Introductions:** ONB Chair Dr. Carol Garrison opened the meeting and led the group in introductions. Michael Calvert reported that ONB Board Member Robert Earl Kelly has agreed to accept the position as 2<sup>nd</sup> Vice Chair in 2011. He will succeed Robert Aland, who will chair the ONB Board in 2011.

**Mayor's Report:** Mayor Bell said that he had received a letter from BBVA Compass Bank, affirming the bank's interest in developing a new headquarters building in Birmingham if the City and State can come to terms with the bank

**Loft District – Addressing Noise Issues as Neighbors:** Michael Calvert reported that the Central City Neighborhood Association has been working with merchants in the neighborhood to create a "Good Neighbor Agreement" between the Neighborhood residents and area business owners. The Agreement outlines the rights, expectations, and benefits of each party to ensure that both residents and businesses are respected in this evolving mixed-use district. CCNA will sign the first such Agreement with Pale Eddies Pour House, a new bar under development in the 2300 block of 2<sup>nd</sup> Ave N. Councilor Austin noted that Mayor Bell had proposed this concept when he was with the City Council.

**Loan Program Funding:** ONB Sr. Vice President & Director of Financial Incentives Fran Godchaux said that ONB has been approached by prospects requesting City of Birmingham Economic Stimulus Loans in an aggregate amounts of \$4.5 million. This will exceed the amount currently available in the program. Mayor Bell said that he would consider a request for an additional authorization with new Director of Finance Tom Barnett.

Fran Godchaux also applauded Mayor Bell for meeting with ONB officials and representatives of Merrill Lynch in an effort to encourage the firm to retain an office downtown.

### **Discussion Topic: Housing the Homeless, Panhandles and Other Initiatives:**

*Additional Housing for the Homeless:* Jim Fenstermaker said that City had adopted a 10-year Plan to End Homelessness in 2007 in response to a federal directive, recognizing that it was an *unfunded* mandate. He also noted that:

- While growth/loss in the homeless population has been essentially flat, Birmingham has experienced a net loss of almost 500 beds for the homeless between 2005-2009.
- The City of Birmingham is involved in providing about \$12 million financial assistance to several non-profits that will result in the construction of 400-450 additional beds for homeless or formerly homeless individuals.

- Significant challenges remain: 1) There are still too few beds for homeless men, 2) All non-profits have experienced decreases in funding and/or are experiencing difficulty raising funds, and 3) There is a need for more government, corporate, foundation and faith based support.

*Ten Year Plan to End Homelessness:* Stefan Kertesz is Chair of One Roof, formerly MBSH. The organization oversees the annual distribution of about \$7.5 million of federal funds for housing initiatives in the Birmingham community. Mr Kertesz suggested that in addition to recognizing the challenges the community faces with homeless issues, the triumphs should be considered as well. These include: 1) New beds that will come on-line soon, including those at Changes Lives Christian Center, 2) A continuing flow of federal funds under the Obama administration to address homelessness 3) Support from faith-based organizations and 4) UAB's development of 75 "housing first" beds for homeless men.

ONB and One Roof jointly recommended to Mayor Bell that the City of Birmingham take key steps to implement the 10-Year Plan to End Homelessness by joining with the United Way and possibly the President of the County Commission to appoint an oversight committee of 9-11 citizens with One Roof providing technical assistance. The Mayor agreed.

*Enforcement of Existing Panhandling Ordinances and Consideration of Other Initiatives:* John Lauriello of Southpace Property said that panhandling is a significant factor in a tenant's decision to relocate their business away from downtown. Combined with increasing parking and business license fees and competition from suburban office parks, downtown is in danger of losing a number of businesses when their leases end. Mr. Lauriello also said that he did not think there was a substantial enough police presence in downtown during critical times of pedestrian traffic to discourage panhandling. Additionally, as a downtown property owner/manager, his firm is having to spend \$250-300 week to clean up after people who sleep and defecate in doorways. Others also have this problem.

Teresa Thorne and Capt Irby noted that currently the police cannot require removal of people from doorways unless the property owner or tenant has 1) Prominently posted No Trespassing Signs and 2) Given the police department written authorization to require those people to move. CAP and the police can ask people to move out of doors voluntarily and this is usually effective. Of course, some may not respond to the request. Mayor Bell authorized ONB and CAP to work with the City attorney to find a solution that would allow the police to legally move unauthorized people from doorways without the current restrictions.

#### Attendance

**Mayor's Office:** Mayor William A. Bell; **Department Heads/Staff:** Andre Bittas, Planning, Engineering & Permits; Don Lupo, Mayor's Office of Citizens Assistance (MOCA); Griffin Lassiter, Economic Development; Capt. Henry Irby, North Precinct; Jim Fenstermaker, Community Development; **City Council:** Councilor Johnathan Austin **Guests:** Stefan Kertesz, Chair, One Roof; John Lauriello, Southpace Properties; Kate Nielsen, Community Foundation ; Jim Hansen, RBC **ONB Officers & Staff:** ONB Board Members: Carol Garrison, ONB Chair Doris Powell, Secretary; Teresa Thorne, CAP; **ONB Staff:** Michael Calvert, President; Robert Emerick, VP -Communications; Fran Godchaux, Senior VP – Financial Incentives; Chris Hatcher, VP - Planning; Aimee Scotland, Development Information Alex Masterson, Hess Fellow, Kevin Weintraub, Intern

Submitted 7/23/2010